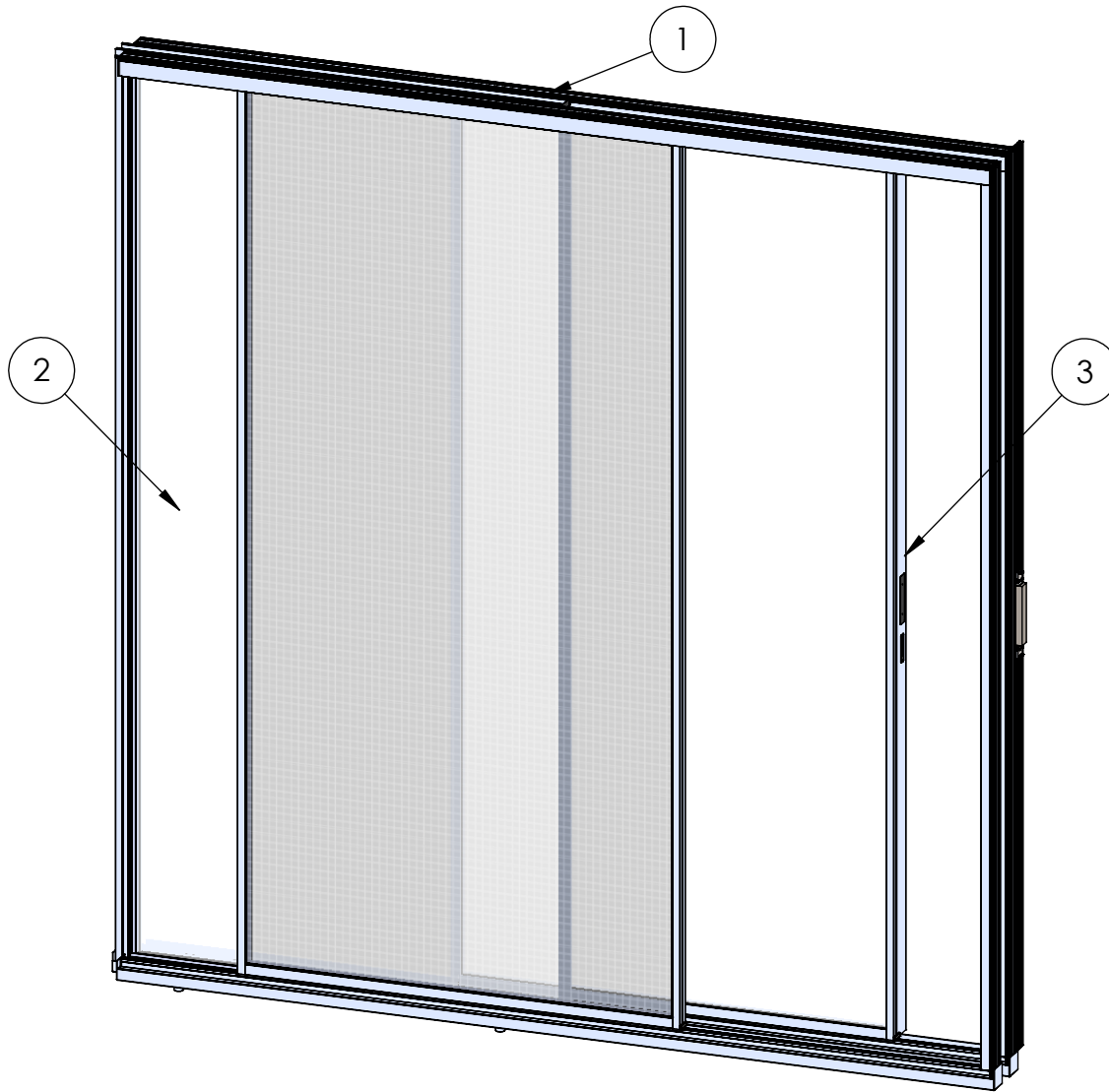


ASSEMBLY / PARTS LIST (B.O.M.)

Series: EDGE | s | (O-EDGE | f |)

Type: OX Configuration with Screen and Magnetic Lock

ITEM NO.	DESCRIPTION	QTY.	PAGE #
1	FRAME ASSEMBLY	1	2-3
2	O - PANEL ASSEMBLY	1	4
3	X - PANEL ASSEMBLY	1	5-6

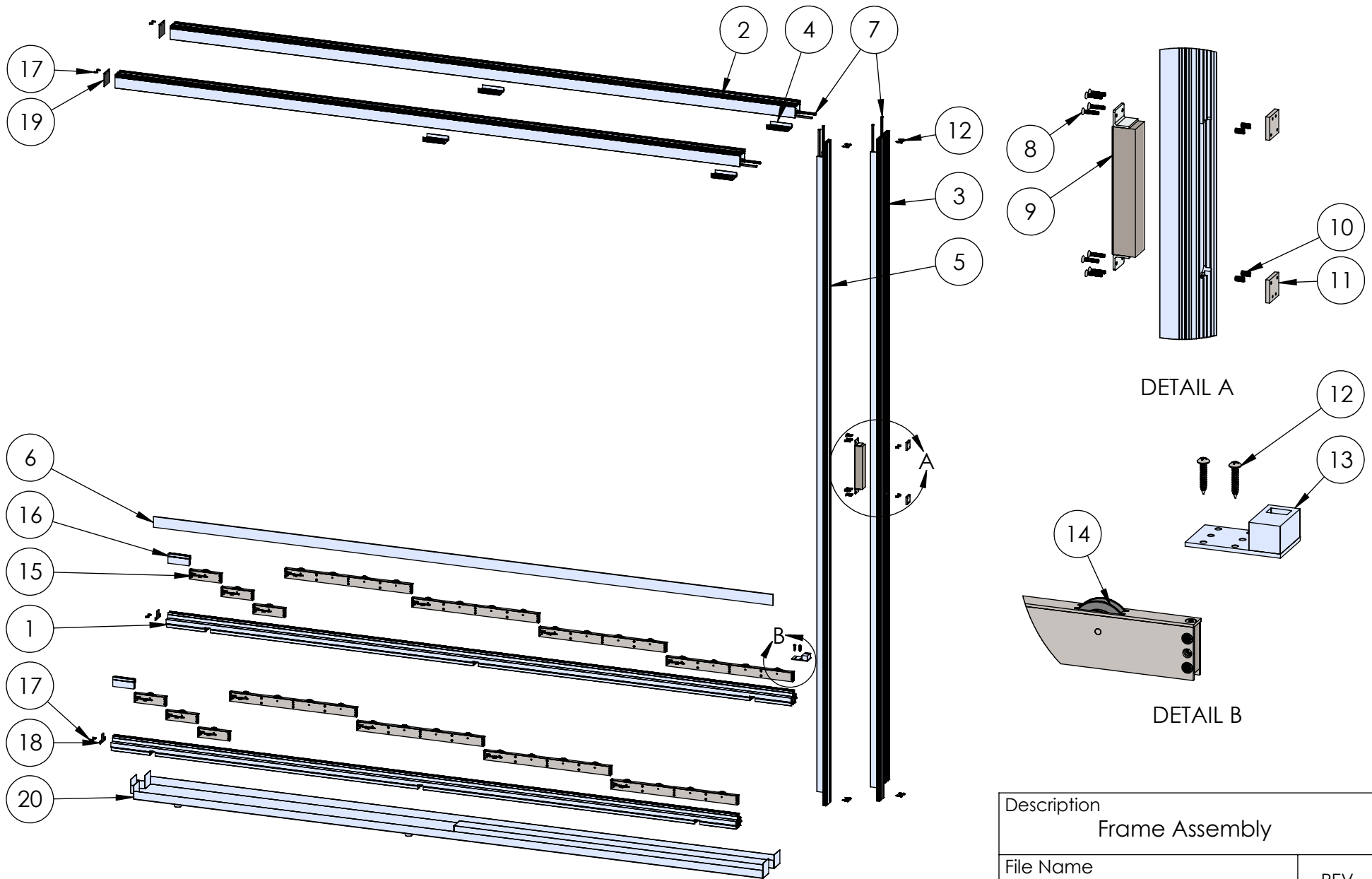


Description Table of Contents	
File Name EDGE_s_f_Assembly	REV
Released 12/5/2023	SHEET 1 OF 7

PROPRIETARY AND CONFIDENTIAL

THE INFORMATION CONTAINED IN THIS DRAWING IS THE SOLE PROPERTY OF FLEETWOOD WINDOWS & DOORS.
ANY REPRODUCTION IN PART OR AS A WHOLE WITHOUT THE WRITTEN PERMISSION OF FLEETWOOD WINDOWS & DOORS IS PROHIBITED.

ASSEMBLY / PARTS LIST (B.O.M.)



DETAIL A

DETAIL B

PROPRIETARY AND CONFIDENTIAL

THE INFORMATION CONTAINED IN THIS DRAWING IS THE SOLE PROPERTY OF FLEETWOOD WINDOWS & DOORS.
ANY REPRODUCTION IN PART OR AS A WHOLE WITHOUT THE WRITTEN PERMISSION OF FLEETWOOD WINDOWS & DOORS IS PROHIBITED.

Description

Frame Assembly

File Name

EDGE_s_f_Assembly

REV

Released

12/5/2023

SHEET 2 OF 7

ASSEMBLY / PARTS LIST (B.O.M.)

EXTRUSIONS

ITEM NO.	PART NUMBER	DESCRIPTION	QTY.
1	Es0003	Sill	2
2	Es0004	Head	2
3	Es0005	Fin-Jamb	1
4	Es0013	Anti-Lift	4
5	Es0016	Jamb	1
6	FW1201	Aluminum Flat Bar Slot Drain Spacer	1

HARDWARE

7	19118	Small Fin Mohair	8
8	25488, 25489	#10-32 Torx Flat Head Screw, 1", (SS, Black)	8
9	27310	Magnetic Lock	1
10	27311	Magnetic Lock Compression Spring	4
11	27302	Magnetic Lock Backup Plate	2
12	20350	#10 PHP-A, 1", SS, Clear	10
13	26930	Archetype Blade Case	1
14	See Table A	A4-E Roller	Varies
15	See Table B	A1-E Roller	Varies
16	27023	Roller Spacer	2
17	20273	#10 FHP-B-UC, 1/2", SS, Black	8
18	26976	Sill Cap	2
19	26977	Head Cap	2
20	-	Arche-Duct (1" or 1/2" NPT)	1

TABLE A: A4-E ROLLER OPTIONS

COLOR	WHEEL COLOR	ID #
Black	Black	27168
Custom color		27169
Stainless Steel	Stainless Steel	27044
Custom color		27175

TABLE B: A4-E ROLLER OPTIONS

COLOR	WHEEL COLOR	ID #
Black	Black	27171
Custom color		27170
Stainless Steel	Stainless Steel	27045
Custom color		27172

Description
Frame Assembly BOM

File Name
EDGE _s_f_Assembly

REV

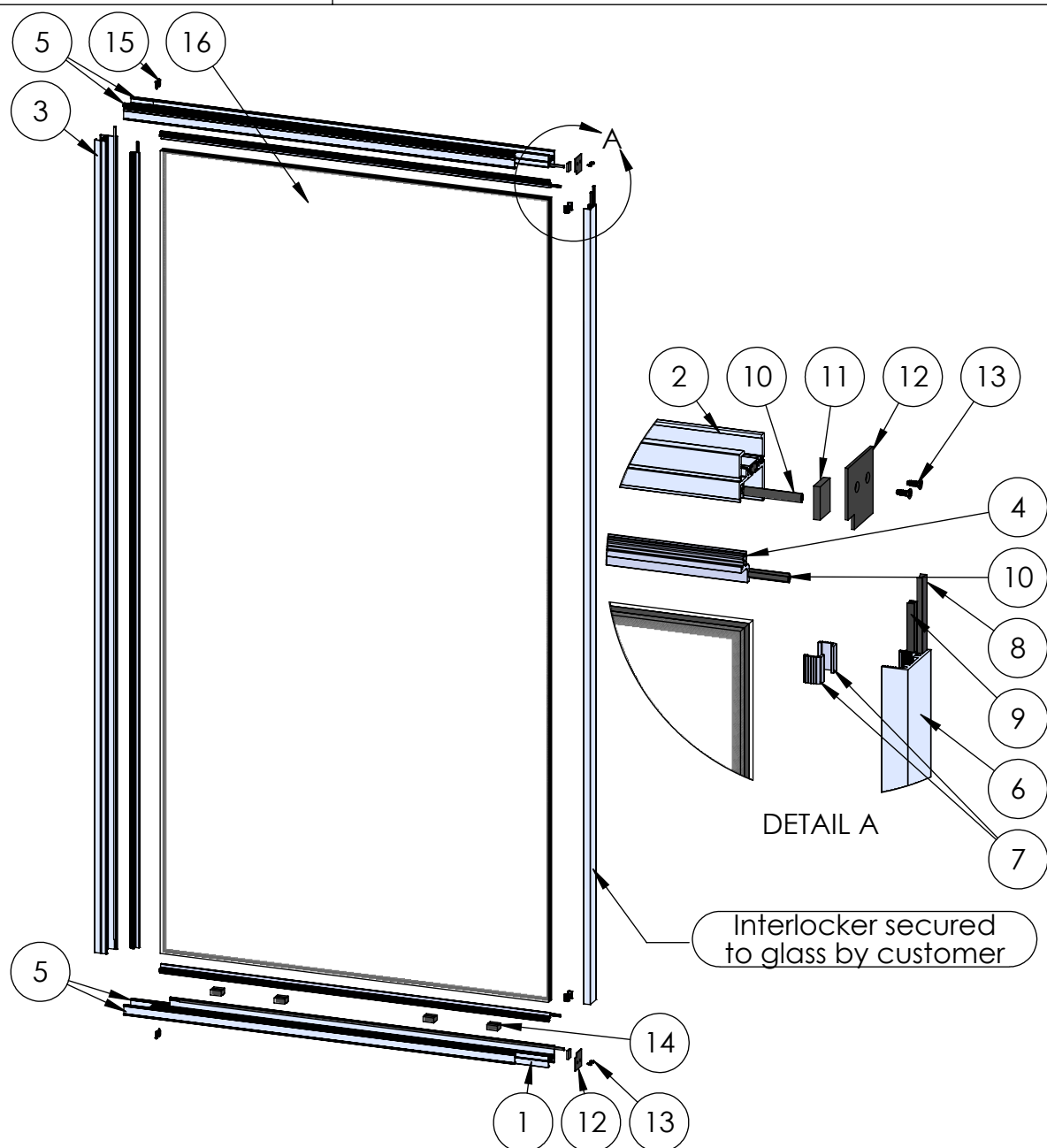
Released 12/5/2023

SHEET 3 OF 7

PROPRIETARY AND CONFIDENTIAL

THE INFORMATION CONTAINED IN THIS DRAWING IS THE SOLE PROPERTY OF FLEETWOOD WINDOWS & DOORS.
ANY REPRODUCTION IN PART OR AS A WHOLE WITHOUT THE WRITTEN PERMISSION OF FLEETWOOD WINDOWS & DOORS IS PROHIBITED.

ASSEMBLY / PARTS LIST (B.O.M.)



EXTRUSIONS			
ITEM NO.	PART NUMBER	DESCRIPTION	QTY.
1	Ef0009	Sill	1
2	Ef0009	Head	1
3	Ef0009	Jamb	1
4	Ef0006	Glass Stop Wedge 1.25"	3
5	Ef0008	Spacer	4
6	Es0009	Interlocker	1
7	Es0018	Glass Key 1.25" (Over)	4
HARDWARE			
8	27031	Large Fin Seal Mohair (50018745BKGB)	1
9	19117	Large Fin Seal Mohair (29027045BKGB)	1
10	25031	Bulb Vinyl-Large	6
11	18620	Setting Block (1/4" x 1" x 4") with adhesive	2
12	27148	End Cap Edge f (Black Powder Coated)	2
13	20273	#10 FHP-B-UC, 1/2", SS, Black	4
14	See Table B	Setting Block (1-3/8" x 1-5/8" x 3/4')	4
15	20350	#10 PHP-A, 1", SS, Clear	4
16	-	1-1/4" Glass	1

Description
Fixed Frame Assembly

File Name
EDGE_s_f_Assembly

REV

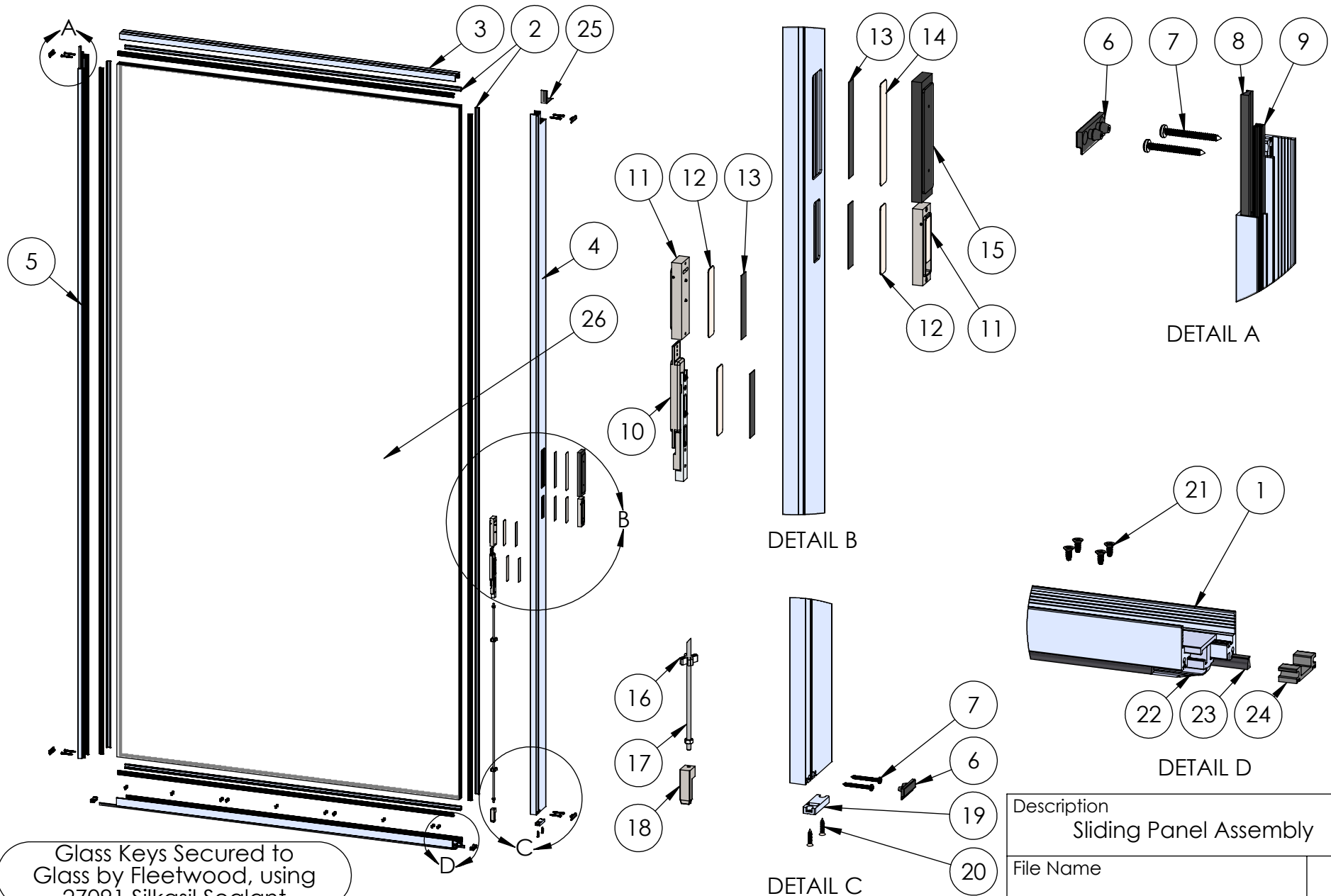
Released 12/5/2023

SHEET 4 OF 7

PROPRIETARY AND CONFIDENTIAL

THE INFORMATION CONTAINED IN THIS DRAWING IS THE SOLE PROPERTY OF FLEETWOOD WINDOWS & DOORS.
ANY REPRODUCTION IN PART OR AS A WHOLE WITHOUT THE WRITTEN PERMISSION OF FLEETWOOD WINDOWS & DOORS IS PROHIBITED.

ASSEMBLY / PARTS LIST (B.O.M.)



PROPRIETARY AND CONFIDENTIAL

THE INFORMATION CONTAINED IN THIS DRAWING IS THE SOLE PROPERTY OF FLEETWOOD WINDOWS & DOORS.
ANY REPRODUCTION IN PART OR AS A WHOLE WITHOUT THE WRITTEN PERMISSION OF FLEETWOOD WINDOWS & DOORS IS PROHIBITED.

Description Sliding Panel Assembly		
File Name EDGE_s_f_Assembly		REV
Released	12/5/2023	SHEET 5 OF 7

ASSEMBLY / PARTS LIST (B.O.M.)

EXTRUSIONS			
ITEM NO.	PART NUMBER	DESCRIPTION	QTY.
1	Es0001	Bottom Rail	2
2	Es0002	Glass Key (1-1/4" Exact)	8
3	Es0007	Top Rail	1
4	Es0008	Fin-Lead Stile	1
5	Es0009	Interlocker	1
HARDWARE			
6	27017	Panel Bumper	4
7	27021	#10 Torx Head, 1-3/4", SS, Clear	8
8	27031	Large Fin Seal Mohair (50018745BKGB)	1
9	19117	Large Fin Seal Mohair (29027045BKGB)	1
10	26919	Archetype Blade Assembly (Clear, Black)	1
11	26925, 26926	Fin Pull (Clear, Black)	2
12	27095	Archetype Blade Backup Plate	3
13	25637	3M Double-Sided Foam tape	4
14	27399	Edge Backup Plate for V-Lock and Magnetic Edge s	1
15	27301	Magnetic Lock Strike Plate	1
16	25566	Shoot Bolt Rod Guide (Spider)	2
17	26923	Archetype Blade Shoot Bolt Rod Assembly	1
18	26921	Archetype Blade Shoot Bolt Cap Assembly	1

HARDWARE			
ITEM NO.	PART NUMBER	DESCRIPTION	QTY.
19	26922	Archetype Blade Shoot Bolt Guide	1
20	20293	#10 FHP-A, 1", SS, Clear	2
21	25783	#8 FHP-B-UC, 3/8", SS	Varies
22	26467	Archetype Keel (72" Max)	1
23	27314	Fin Seal Mohair	2
24	27016	Bottom Wipe Holder	2
25	27020	Top Rail Sticker - Fin	1
26	-	1-1/4" Glass	1

PROPRIETARY AND CONFIDENTIAL

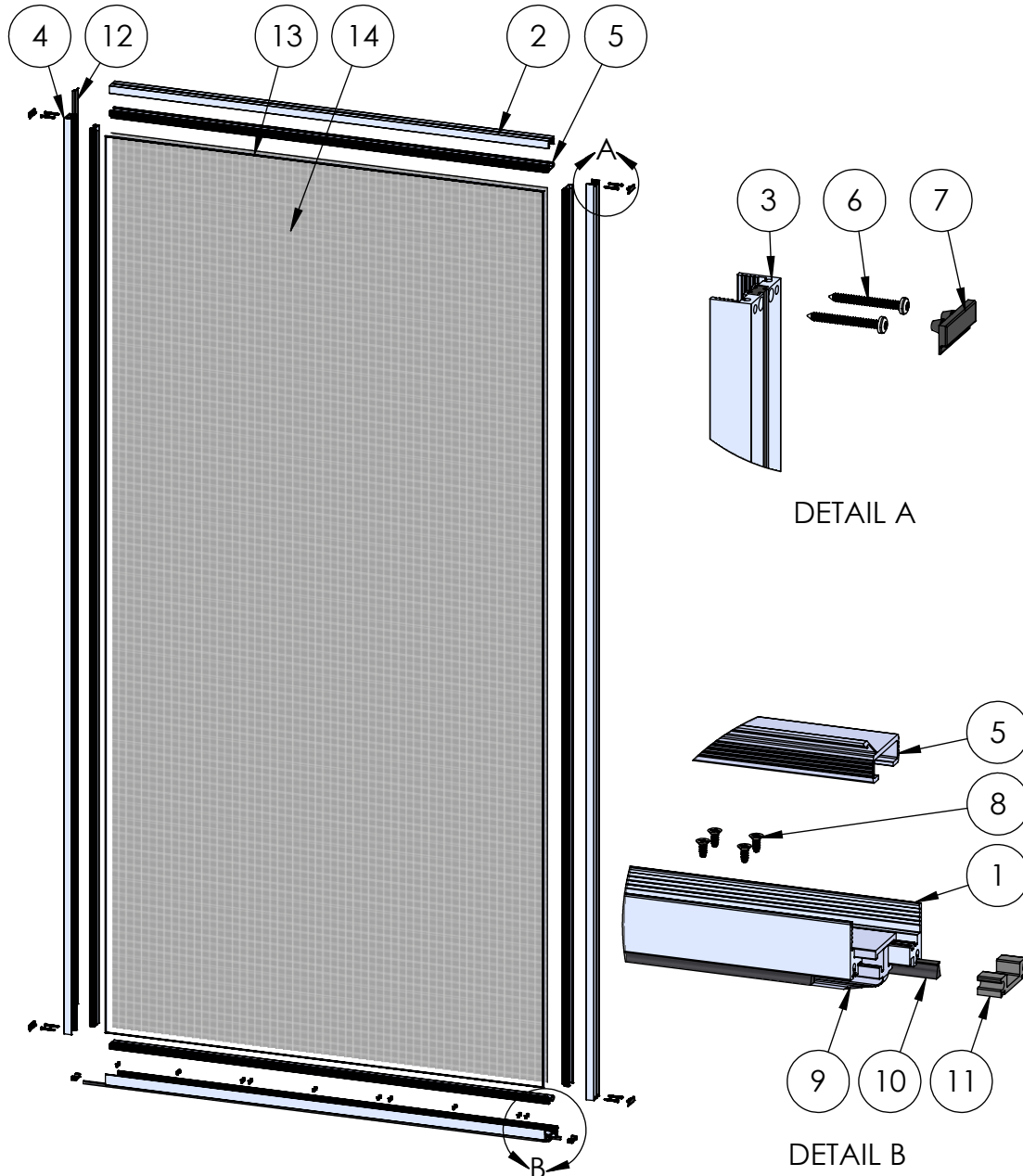
THE INFORMATION CONTAINED IN THIS DRAWING IS THE SOLE PROPERTY OF FLEETWOOD WINDOWS & DOORS.
ANY REPRODUCTION IN PART OR AS A WHOLE WITHOUT THE WRITTEN PERMISSION OF FLEETWOOD WINDOWS & DOORS IS PROHIBITED.

Description
Sliding Panel Assembly BOM

File Name EDGE _s_f_Assembly	REV
---------------------------------	-----

Released	12/5/2023	SHEET 6 OF 7
----------	-----------	--------------

ASSEMBLY / PARTS LIST (B.O.M.)



DETAIL A

DETAIL B

EXTRUSIONS

ITEM NO.	PART NUMBER	DESCRIPTION	QTY.
1	Es0001	Bottom Rail	2
2	Es0007	Top Rail	1
3	Es0007	Lead Stile	1
4	Es0009	Interlocker	1
5	Es0020	Screen	4

HARDWARE

6	27021	#10 Torx Head, 1-3/4", SS, Clear	8
7	27017	Panel Bumper	4
8	25783	#8 FHP-B-UC, 3/8", SS	Varies
9	26467	Archetype Keel (72" Max)	1
10	27314	Fin Seal Mohair	2
11	27016	Bottom Wipe Holder	2
12	27332	Screen Vinyl	1
13	19129	Screen Rubber Spline	1
14	-	Screen Mesh	1

Description
Screen Panel Assembly

File Name
EDGE_s_f_Assembly

REV

Released 12/5/2023

SHEET 7 OF 7

PROPRIETARY AND CONFIDENTIAL

THE INFORMATION CONTAINED IN THIS DRAWING IS THE SOLE PROPERTY OF FLEETWOOD WINDOWS & DOORS.
ANY REPRODUCTION IN PART OR AS A WHOLE WITHOUT THE WRITTEN PERMISSION OF FLEETWOOD WINDOWS & DOORS IS PROHIBITED.