


ASSEMBLY / PARTS LIST (B.O.M.)

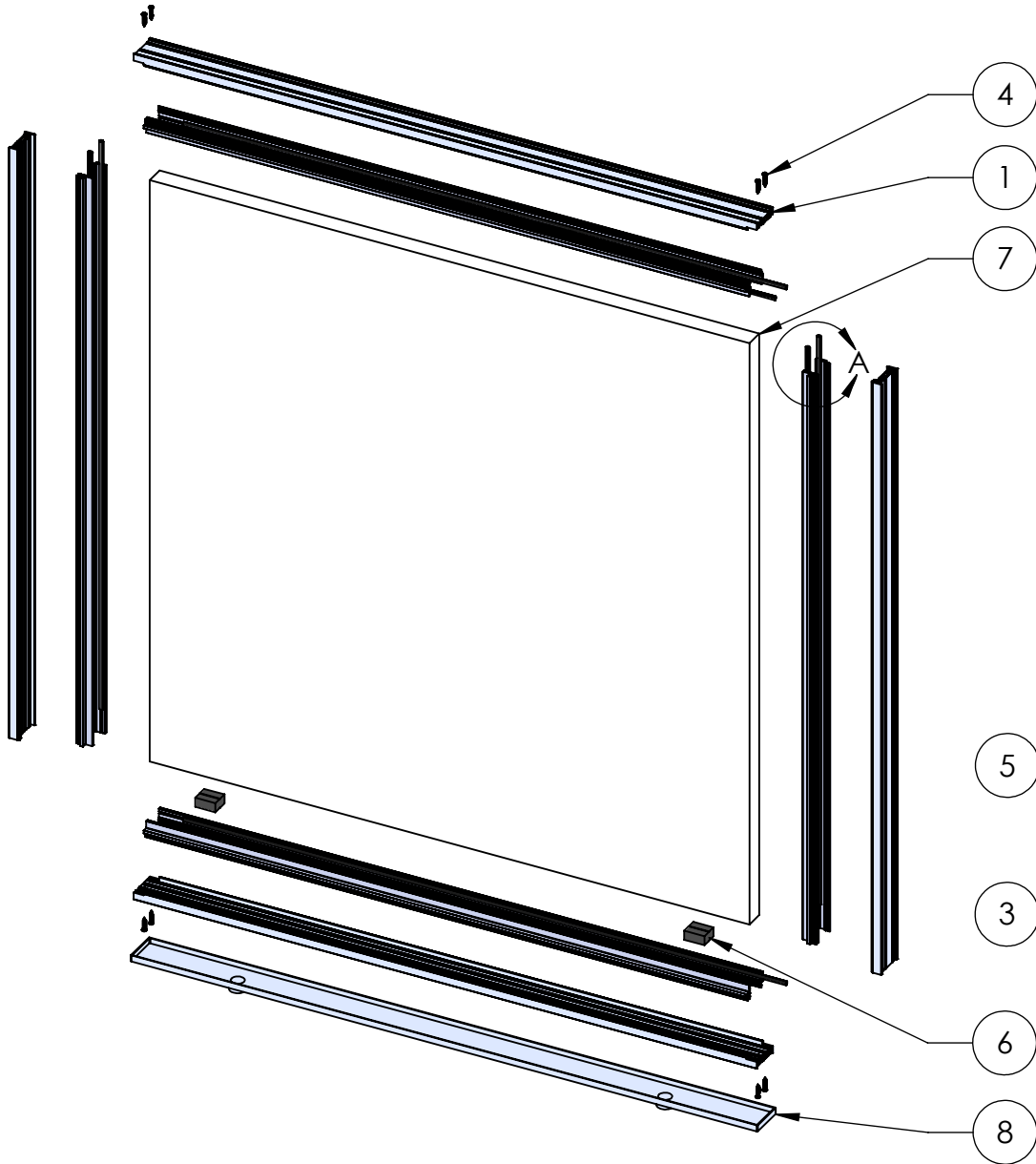
Series: EDGE |f|
Type: O-GTF Low Profile with Subsill, 1 1/2" Glass Shown

ITEM NO.	DESCRIPTION	PAGE #
1	EDGE f ASSEMBLY	2
2	TABLES	3

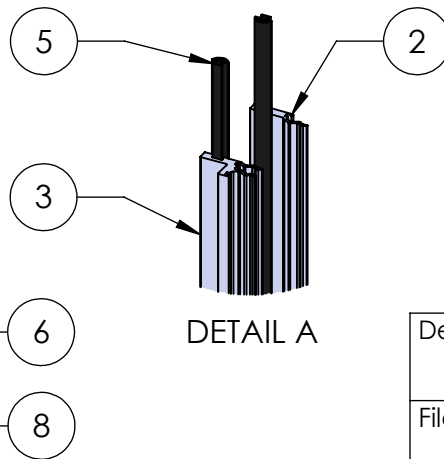


Description Table of Contents	
File Name EDGE f Assembly O-GTF Low Profile	REV
Released 6/8/2023	SHEET 1 OF 3

ASSEMBLY / PARTS LIST (B.O.M.)



EXTRUSIONS			
ITEM NO.	PART NUMBER	DESCRIPTION	QTY.
1	Ef0002	Low Profile Jambs, Head, and Sill	4
2	Ef0004	Low Profile Interior Glass Wedge	4
3	See Table A	Glass Wedges	4
HARDWARE			
4	20350	#10 Screw, PHP-A, 1", SS, Clear	8
5	25031	Bulb Vinyl-Large	8
6	See Table B	Setting Block	2
7	-	Glass (1 1/2" Shown)	1
8	FW1218	Sub Sill Low Pan	1



Description EDGE f Assembly	
File Name EDGE f Assembly O-GTF Low Profile	REV
Released 6/8/2023	SHEET 2 OF 3

PROPRIETARY AND CONFIDENTIAL
 THE INFORMATION CONTAINED IN THIS DRAWING IS THE SOLE PROPERTY OF FLEETWOOD WINDOWS & DOORS.
 ANY REPRODUCTION IN PART OR AS A WHOLE WITHOUT THE WRITTEN PERMISSION OF FLEETWOOD WINDOWS & DOORS IS PROHIBITED.

ASSEMBLY / PARTS LIST (B.O.M.)

Table A - Glass Wedges


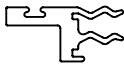
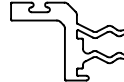

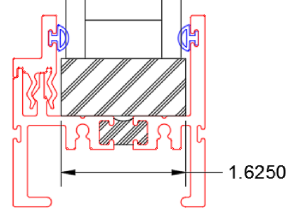
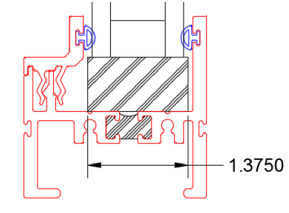
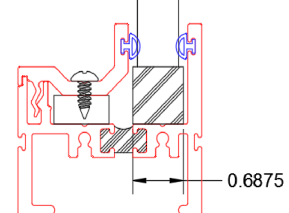
Ef0004	Jamb Interior and Low Profile Head/Sill	
Ef0005	1.5" Glass (Shown)	
Ef0006	1.25" Glass	
Ef0007	9/16" Glass	

Table B- Setting Blocks

Glass (in)	Setting Block	Orientation	QTY
1.5 (Shown)	26829, 1 3/8"x1 5/8"x3/4" Setting Block		4
1.25	26829, 1 3/8"x1 5/8"x3/4" Setting Block		4
9/16	26829, 1 3/8"x1 5/8"x3/4" Setting Block- 1 3/8" width cut in half		4

Description	
Tables	
File Name	REV
EDGE f Assembly O-GTF Low Profile	
Released	SHEET 3 OF 3
6/8/2023	