

ASSEMBLY / PARTS LIST (B.O.M.)

Series: 450-T

Type: CC Casement (4-bar)

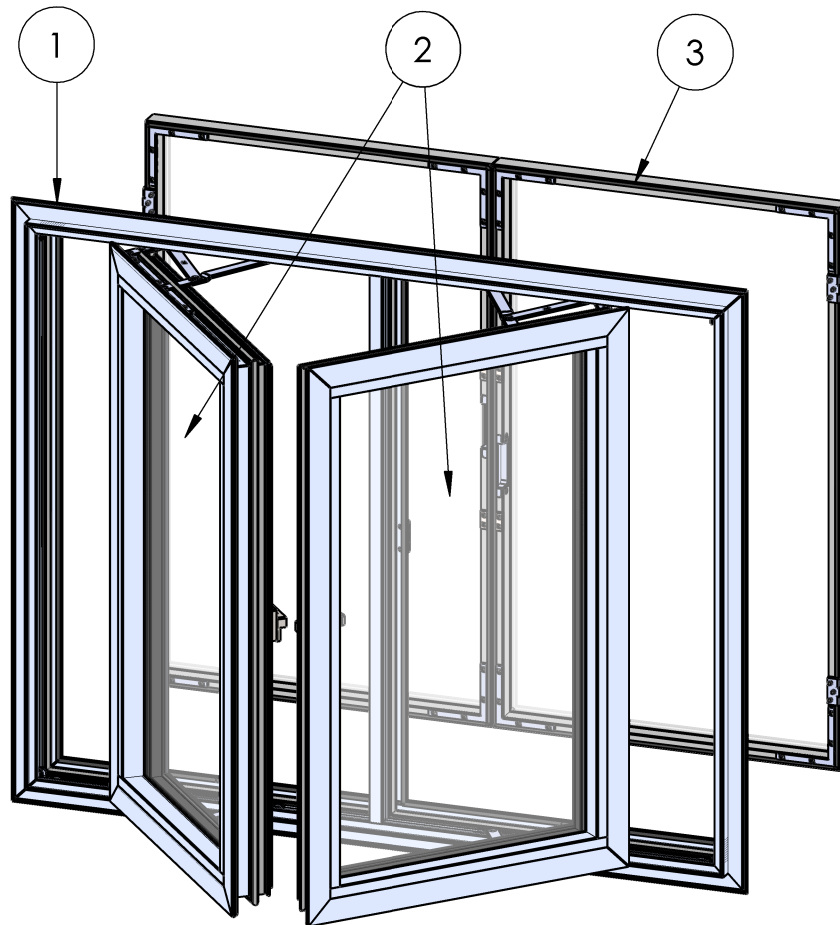


TABLE OF CONTENTS

ITEM NO.	DESCRIPTION	PAGE #
1	Frame	2
2	Vent	3
3	Hinge Screen	4

NOTES:

1. For Butt Hinge and Roto Operator Hardware see Casement Butt Hinge Assembly BOM

Description

Table of Contents

File Name

Series 450-T CC Assembly

REV
A

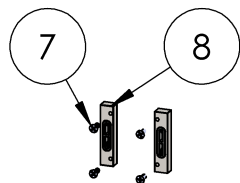
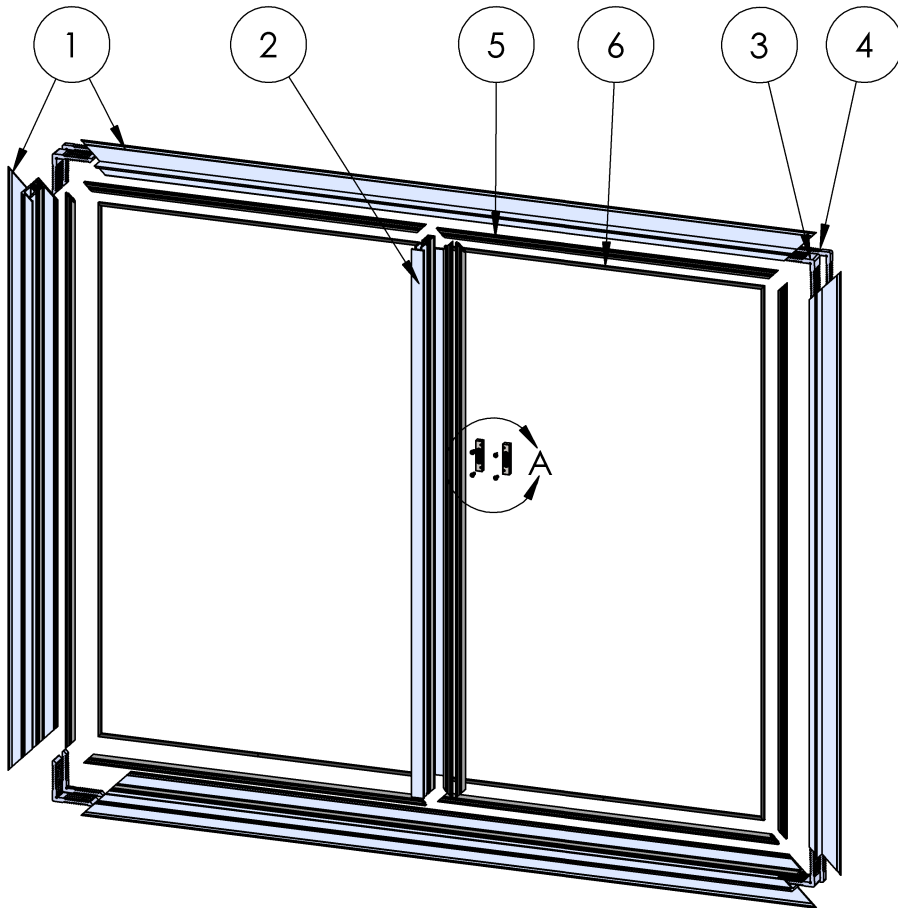
Released 4/17/2023

SHEET 1 OF 4

PROPRIETARY AND CONFIDENTIAL

THE INFORMATION CONTAINED IN THIS DRAWING IS THE SOLE PROPERTY OF FLEETWOOD WINDOWS & DOORS.
ANY REPRODUCTION IN PART OR AS A WHOLE WITHOUT THE WRITTEN PERMISSION OF FLEETWOOD WINDOWS & DOORS IS PROHIBITED.

ASSEMBLY / PARTS LIST (B.O.M.)



DETAIL A
SCALE: 1 : 6

Extrusions

ITEM NO.	PART NUMBER	DESCRIPTION	QTY.
1	4501	Series 450-T Frame	4
2	4506	TDL	1
3	05P04-1	Corner Key	4

Hardware

ITEM NO.	PART NUMBER	DESCRIPTION	QTY.
4	26228	Corner Key, 0.375"	4
5	26226	Foam Seal, 32324	8
6	25199	Mini Bulb Vinyl	2
7	25890	#6-32 FHP-B Screw, .375 in.	4
8	26061	Cam Handle Strike	2

Description

Frame Assembly / B.O.M.

File Name

Series 450-T CC Assembly

REV
A

Released

4/17/2023

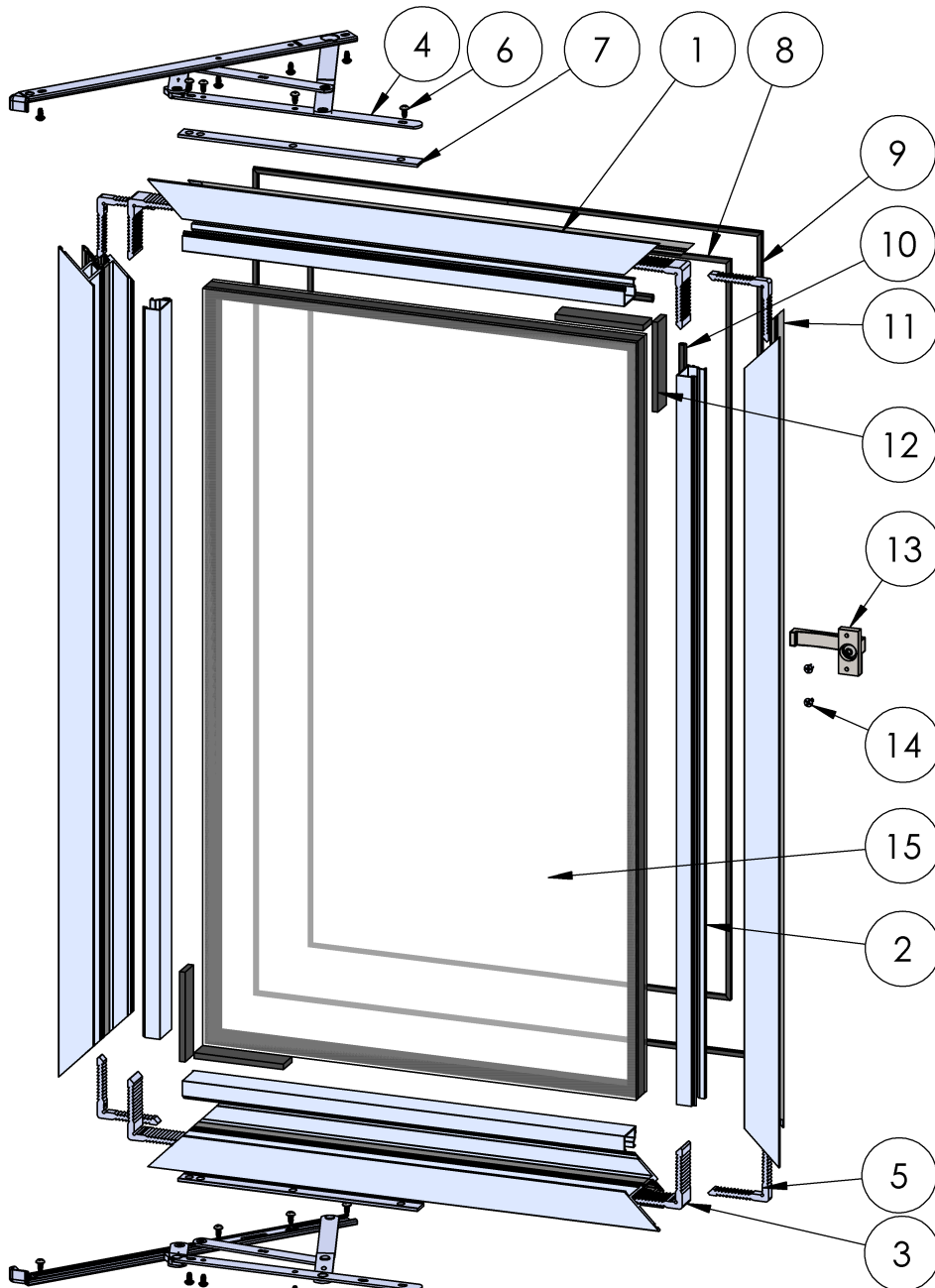
SHEET 2 OF 4

PROPRIETARY AND CONFIDENTIAL

THE INFORMATION CONTAINED IN THIS DRAWING IS THE SOLE PROPERTY OF FLEETWOOD WINDOWS & DOORS.

ANY REPRODUCTION IN PART OR AS A WHOLE WITHOUT THE WRITTEN PERMISSION OF FLEETWOOD WINDOWS & DOORS IS PROHIBITED.

ASSEMBLY / PARTS LIST (B.O.M.)



EXTRUSIONS

ITEM NO.	PART NUMBER	DESCRIPTION	QTY.
1	4502	Vent	4
2	4503, 4504, 4505	Glass Stop (1", 1.25", 1.75")	2
3	05P04-1	Corner Key	4

HARDWARE

ITEM NO.	PART NUMBER	DESCRIPTION	QTY.
4	24932, 22865, 24654, 24655, 18811, 22868	4 Bar Hinge (8", 10", 12", 16", 22")	1
5	26228	Corner Key, 0.375"	4
6	20337	#10 PHP - B, 3/8", SS, Clear	16
7	26229, 26230, 26231, 26231	4 Bar Shim (10", 12", 16", 22")	2
8	25199	Mini Bulb Vinyl	1
9	26233	Flexible Bulb Vinyl	1
10	25031	Bulb Vinyl Large	4
11	26226	Foam Seal, 32324	4
12	18620	Setting Block 4" x 1/4"x1"	4
13	See Table	Cam Handle	1
14	20266	#10-32 FHP-B-UC Screw, .375"	2
15	-	Glass	1

Table A		
Handing	Finish	PART #
RH	S.S.	26059
	Black	26062
LH	S.S.	26060
	Black	26063

PROPRIETARY AND CONFIDENTIAL

THE INFORMATION CONTAINED IN THIS DRAWING IS THE SOLE PROPERTY OF FLEETWOOD WINDOWS & DOORS.
ANY REPRODUCTION IN PART OR AS A WHOLE WITHOUT THE WRITTEN PERMISSION OF FLEETWOOD WINDOWS & DOORS IS PROHIBITED.

Description
Vent Assembly / B.O.M.

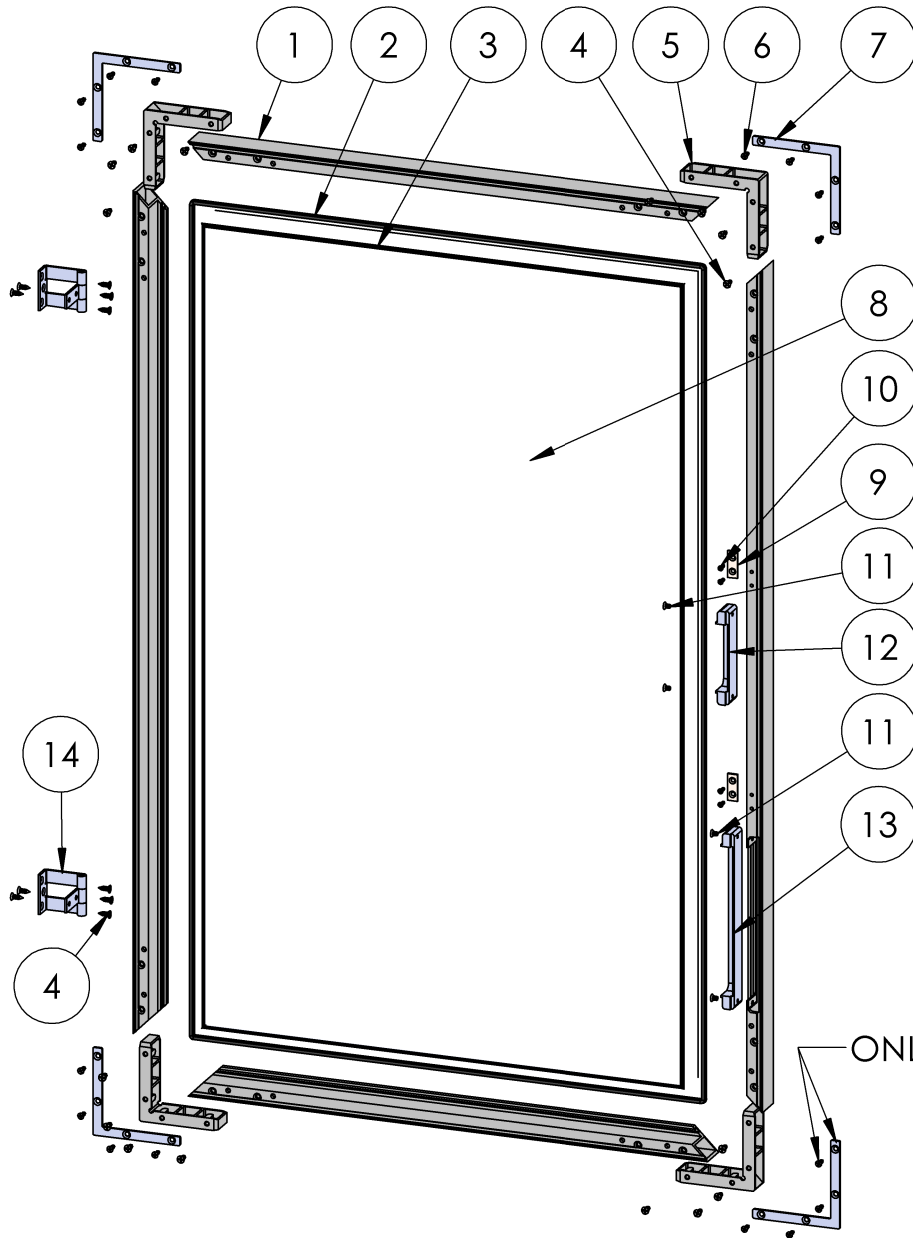
File Name
Series 450-T CC Assembly

REV
A

Released 4/17/2023

SHEET 3 OF 4

ASSEMBLY / PARTS LIST (B.O.M.)



EXTRUSIONS

ITEM NO.	PART NUMBER	DESCRIPTION	QTY.
1	958	Hinged Screen Frame	2
HARDWARE			
2	25189	Q-Lon Foam Seal	1
3	19127	Screen Rubber Spline .150	1
4	20240	#8 FHP-A-UC Screw, 0.5", Clear	26
5	25759	Corner Key	4
6	20885, 20887	#6 FHP-A-UC Screw, 0.5 in. (Black, SS)	16
7	25400, 25401	Hinge Screen Brace (BL, SS)	4
8	-	Screen Mesh	1
9	25406	Hinge Screen Magnet	2
10	25784	#4 FHP-B-UC Screw, .375 in.	4
11	26929	#8-32 FHP-B-UC Screw, .25 in., Black	4
12	27299	Cam Handle Cover-Hinged Screen	1
13	25228	Multipoint Cover-Hinged Screen	1
14	25216, 25756	Screen Hinge V 2, Black	2

ONLY FOR SIDE HINGED SCREENS

PROPRIETARY AND CONFIDENTIAL

THE INFORMATION CONTAINED IN THIS DRAWING IS THE SOLE PROPERTY OF FLEETWOOD WINDOWS & DOORS.
ANY REPRODUCTION IN PART OR AS A WHOLE WITHOUT THE WRITTEN PERMISSION OF FLEETWOOD WINDOWS & DOORS IS PROHIBITED.

Description

Screen Assembly / B.O.M.

File Name

Series 450-T CC Assembly

REV
A

Released

4/17/2023

SHEET 4 OF 4