

ASSEMBLY / PARTS LIST (B.O.M.)

Series: 450-T
Type: Awning

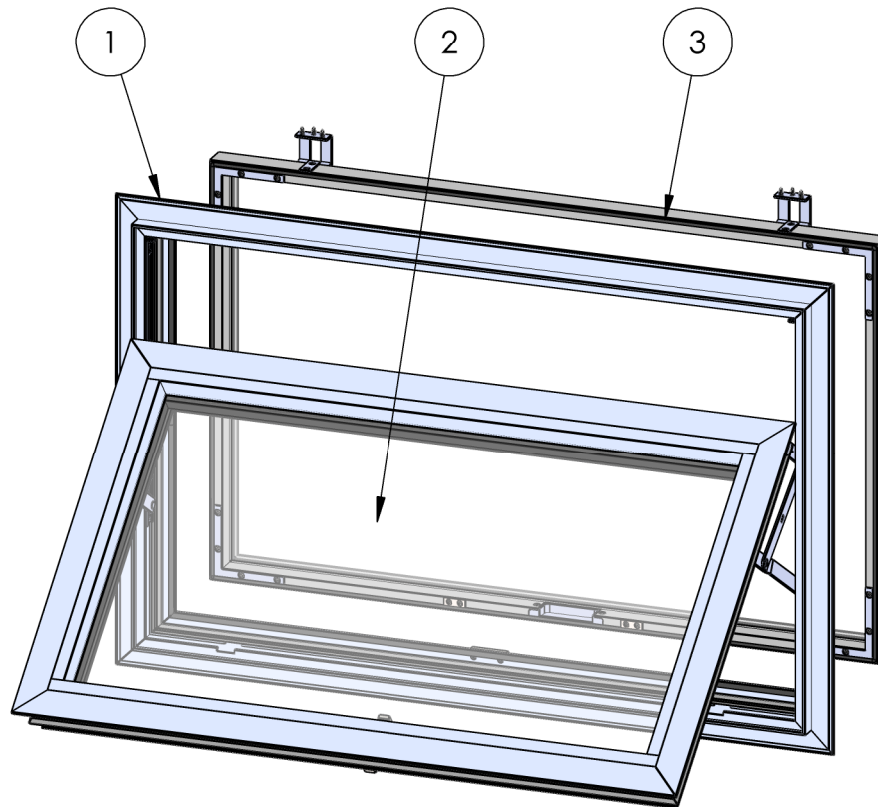


TABLE OF CONTENTS

ITEM NO.	DESCRIPTION	Page #
1	Frame	2
2	Vent Awning	3
3	Hinge Screen	4

Description

Table of Contents

File Name

Series 450-T A Cam Handle
Assembly

REV
B

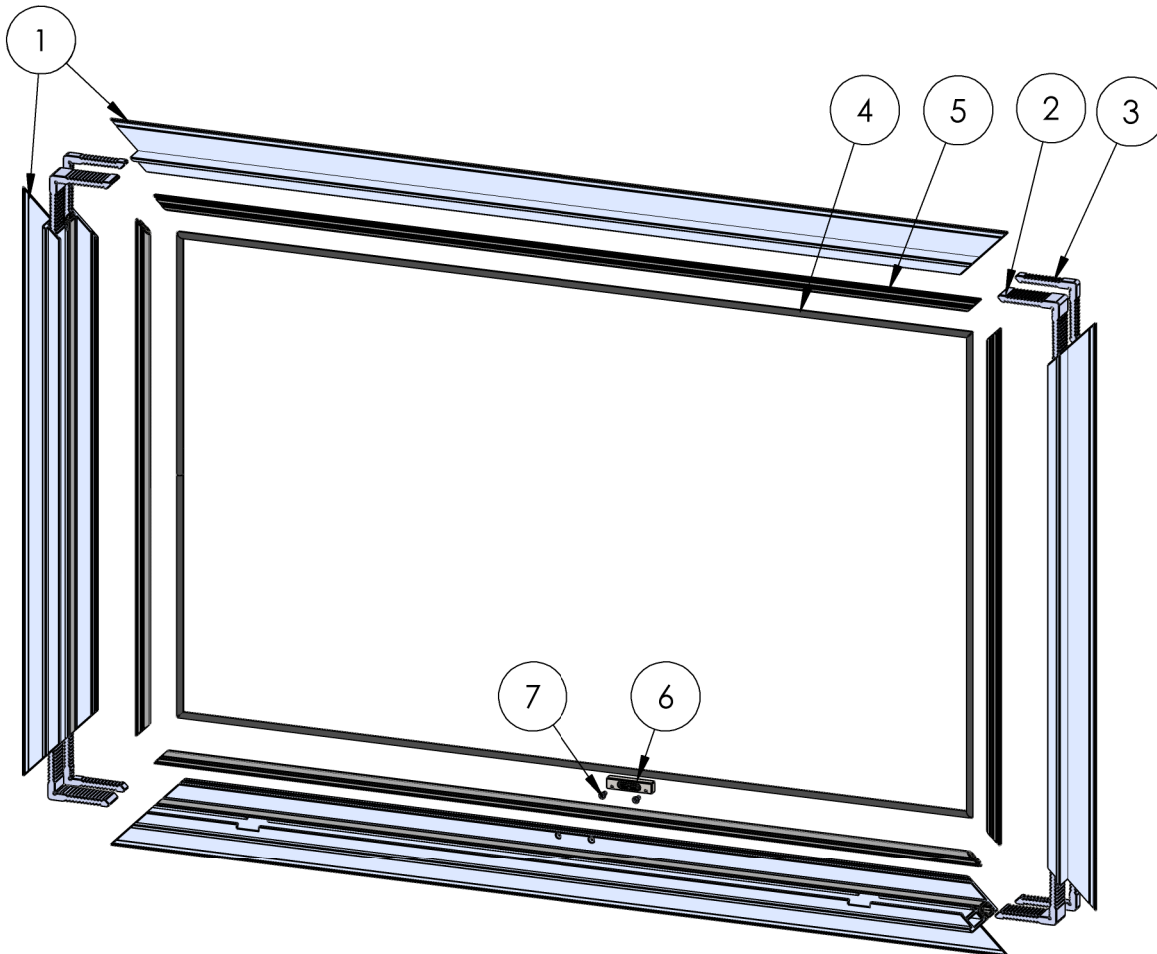
Released 9/26/2022

SHEET 1 OF 4

PROPRIETARY AND CONFIDENTIAL

THE INFORMATION CONTAINED IN THIS DRAWING IS THE SOLE PROPERTY OF FLEETWOOD WINDOWS & DOORS.
ANY REPRODUCTION IN PART OR AS A WHOLE WITHOUT THE WRITTEN PERMISSION OF FLEETWOOD WINDOWS & DOORS IS PROHIBITED.

ASSEMBLY / PARTS LIST (B.O.M.)



EXTRUSIONS

ITEM NO.	PART NUMBER	DESCRIPTION	QTY.
1	4501	Frame	4
2	05P04-1	Corner Key	4

HARDWARE

3	26228	Corner Key, 0.375"	4
4	26233	Flexible Bulb Vinyl	1
5	26226	Foam Seal, 32324	4
6	26061	Cam Handle Strike	1
7	25890	#6-32 FHP-B Screw, .375 in.	2

Description

Frame

File Name

Series 450-T A Cam Handle
Assembly

REV
B

Released

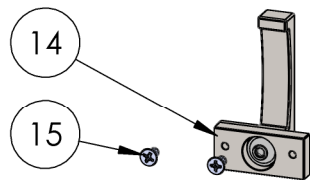
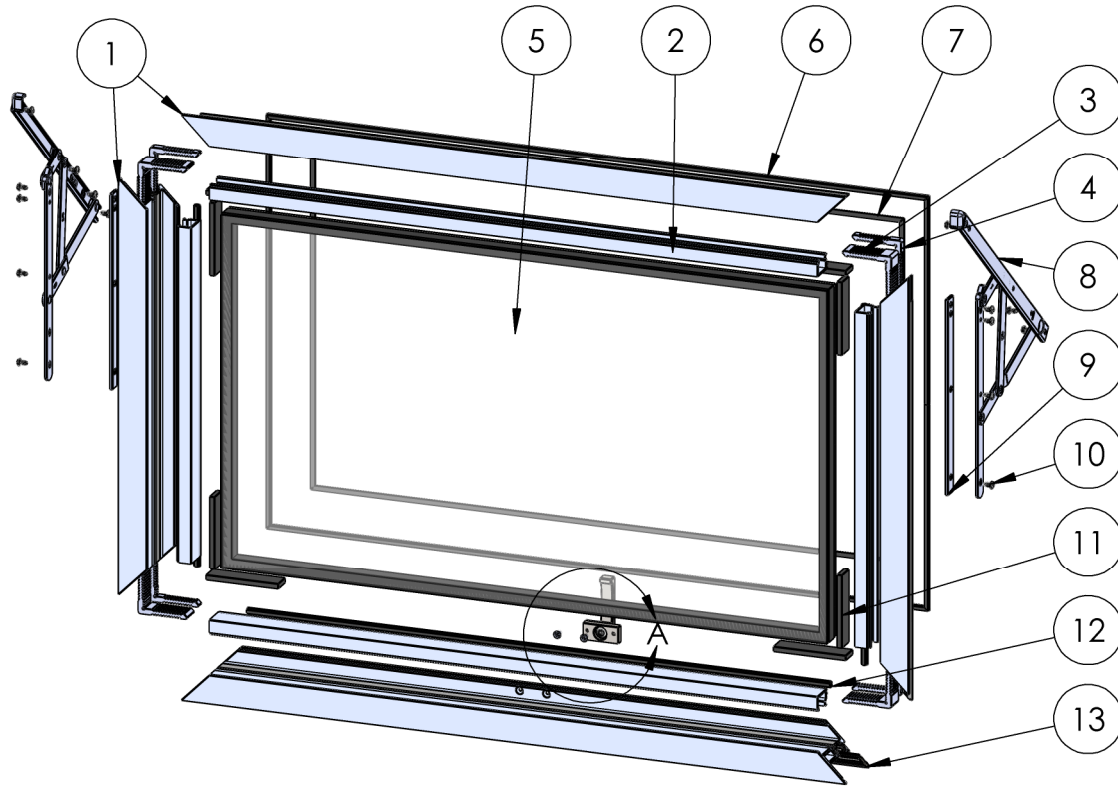
9/26/2022

SHEET 2 OF 4

PROPRIETARY AND CONFIDENTIAL

THE INFORMATION CONTAINED IN THIS DRAWING IS THE SOLE PROPERTY OF FLEETWOOD WINDOWS & DOORS.
ANY REPRODUCTION IN PART OR AS A WHOLE WITHOUT THE WRITTEN PERMISSION OF FLEETWOOD WINDOWS & DOORS IS PROHIBITED.

ASSEMBLY / PARTS LIST (B.O.M.)



DETAIL A
SCALE 1 : 4

EXTRUSIONS

ITEM NO.	PART NUMBER	DESCRIPTION	QTY.
1	4502	Vent	4
2	4503, 4504, 4505	Glass Stop (1", 1.25", 1.75")	4
3	05P04-1	Corner Key	4

HARDWARE

4	26228	Corner Key, 0.375"	4
5	-	Glass	1
6	26233	Flexible Bulb Vinyl	1
7	25199	Mini Bulb Vinyl	1
8	24932, 22865, 24654, 24655, 18811, 22868	4 Bar Hinge (8", 10", 12", 16", 22")	1
9	26229, 26230, 26231, 26231	4 Bar Shim (10", 12", 16", 22")	2
10	20337	#10 PHP - B, 3/8", SS, Clear	16
11	18620	Setting Block 4" x 1/4"x1"	8
12	25031	Bulb Vinyl Large	4
13	26226	Foam Seal, 32324	4
14	See Table A	Cam Handle	1
15	20266	#10-32 FHP-B-UC Screw, .375"	2

Table A

Handing	Finish	Part #
RH	S.S.	26059
	Black	26062

Description

Vent

File Name

Series 450-T A Cam Handle Assembly

REV
B

Released 9/26/2022

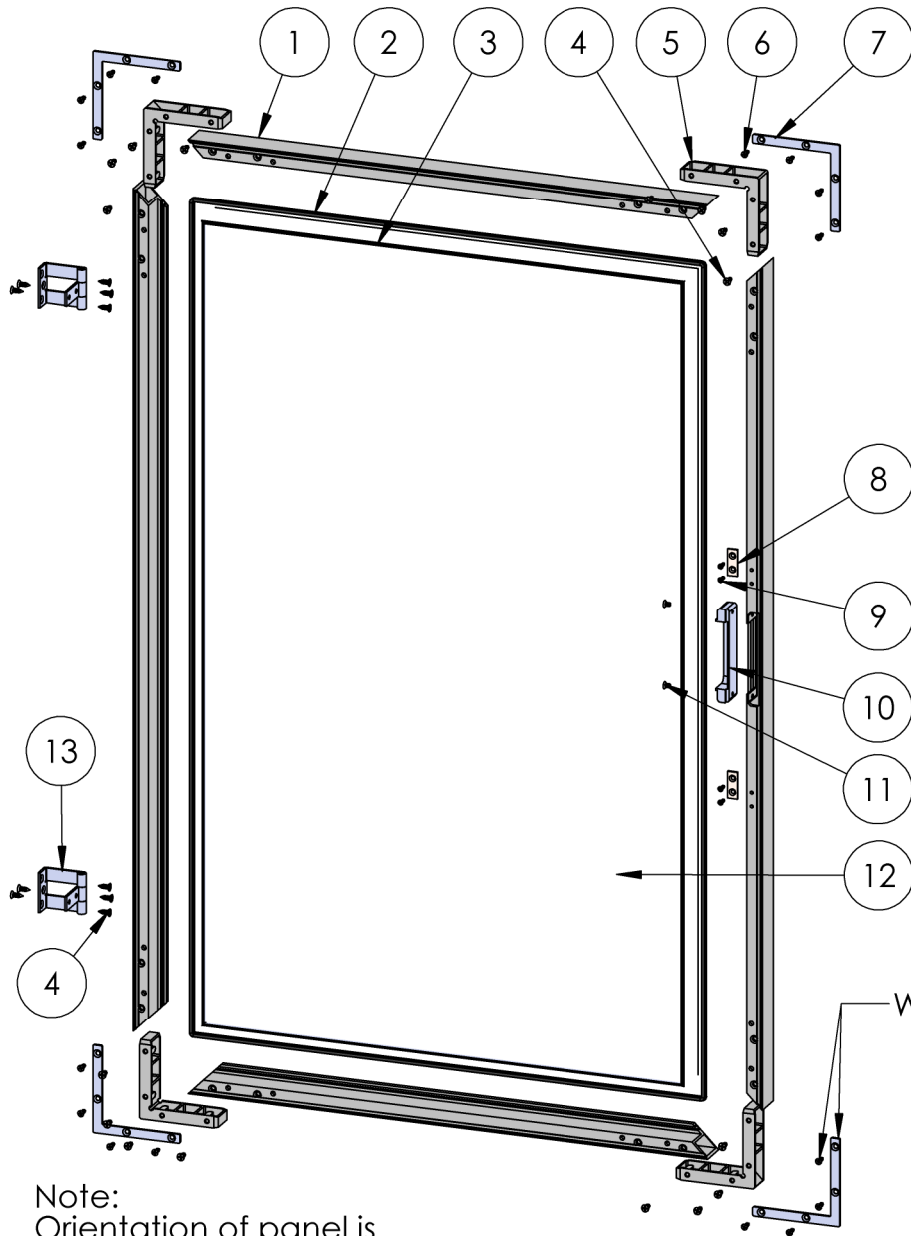
SHEET 3 OF 4

PROPRIETARY AND CONFIDENTIAL

THE INFORMATION CONTAINED IN THIS DRAWING IS THE SOLE PROPERTY OF FLEETWOOD WINDOWS & DOORS.

ANY REPRODUCTION IN PART OR AS A WHOLE WITHOUT THE WRITTEN PERMISSION OF FLEETWOOD WINDOWS & DOORS IS PROHIBITED.

ASSEMBLY / PARTS LIST (B.O.M.)



Note:
Orientation of panel is
rotated 90° from image
shown on page 1

PROPRIETARY AND CONFIDENTIAL

THE INFORMATION CONTAINED IN THIS DRAWING IS THE SOLE PROPERTY OF FLEETWOOD WINDOWS & DOORS.
ANY REPRODUCTION IN PART OR AS A WHOLE WITHOUT THE WRITTEN PERMISSION OF FLEETWOOD WINDOWS & DOORS IS PROHIBITED.

EXTRUSIONS

ITEM NO.	PART NUMBER	DESCRIPTION	QTY.
1	958	Hinged Screen Frame	2
HARDWARE			
2	25189	Q-Lon Foam Seal	1
3	19127	Screen Rubber Spline .150	1
4	20240	#8 FHP-A-UC Screw, 0.5", Clear	26
5	25759	Corner Key	4
6	20885, 20887	#6 FHP-A-UC Screw, 0.5 in. (Black, SS)	16
7	25400, 25401	Hinge Screen Brace (BL, SS)	4
8	25406	Hinge Screen Magnet	2
9	25784	#4 FHP-B-UC Screw, .375 in.	4
10	27299	Cam Handle Cover-Hinged Screen	1
12	-	Screen Mesh	1
13	25216, 25756	Screen Hinge V 2, Black	2

Will only be used on side hinged screens

Description
Screen Assembly / B.O.M.

File Name
Series 450-T A Cam Handle
Assembly

REV
B

Released 9/26/2022

SHEET 4 OF 4