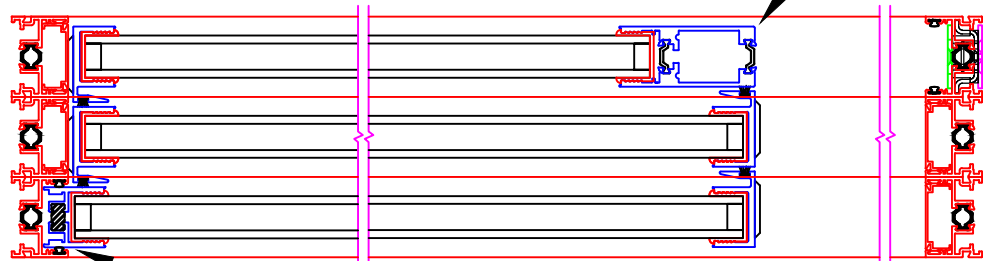


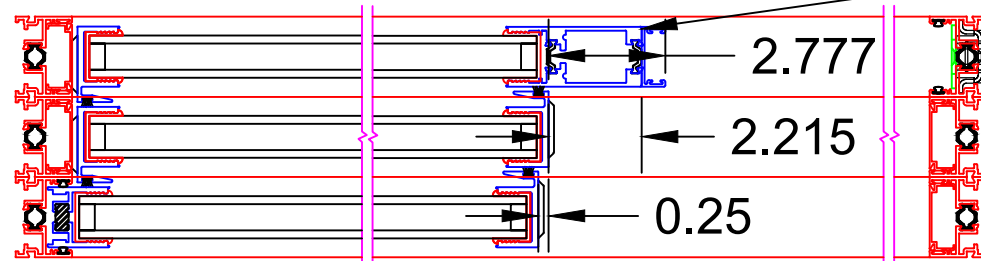
**FLUSH STACK
ARCHETYPE NARROW LOCKSTILE**



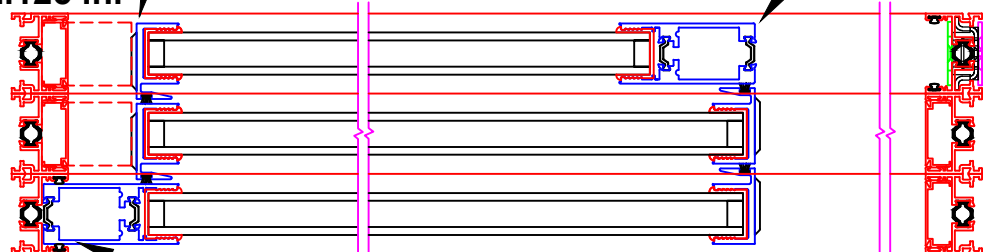
(FIXED STILE 3073)

NARROW STILE 3073

**NON-FLUSH STACK (EQUAL GLASS)
ARCHETYPE NARROW LOCKSTILE**



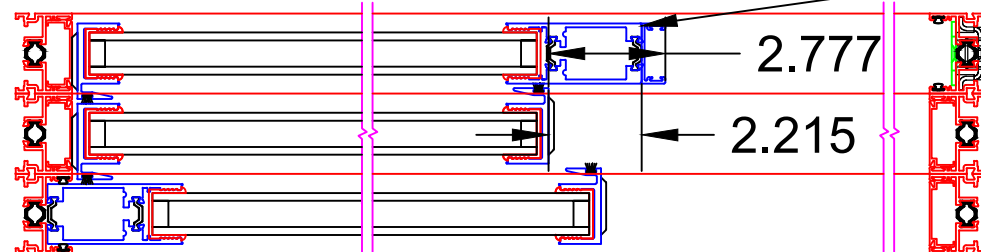
**BUMPER 2.125 in. FLUSH STACK
ARCHETYPE NARROW LOCKSTILE**




(FIXED STILE 3773)

ARCHETYPE NARROW 3773

**NON-FLUSH STACK (EQUAL GLASS)
ARCHETYPE NARROW LOCKSTILE**



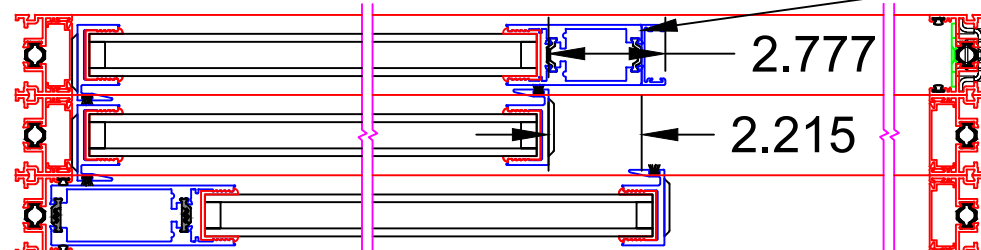
**BUMPER 3.25 in. FLUSH STACK
ARCHETYPE NARROW LOCKSTILE**



(FIXED STILE 3770)

ARCHETYPE STILE 3770

**NON-FLUSH STACK (EQUAL GLASS)
ARCHETYPE NARROW LOCKSTILE**



NARROW STILE 3073
subtract 2.215" from lead panel glass.
if yoke subtract 2.777"
add 0.25" to fixed panel glass.
glass add=1.965"
if yoke glass add=2.527"
divide glass_add by total panels and
add that amount to each panel glass.

ARCHETYPE NARROW STILE 3773
subtract 2.215" from lead panel glass.
if yoke subtract 2.777"
glass add=2.215"
if yoke glass add=2.777"
divide glass_add by total panels and
add that amount to each panel glass.

ARCHETYPE STILE 3770
subtract 2.215" from lead panel glass.
if yoke subtract 2.777"
glass add=2.215"
if yoke glass add=2.777"
divide glass_add by total panels and
add that amount to each panel glass.