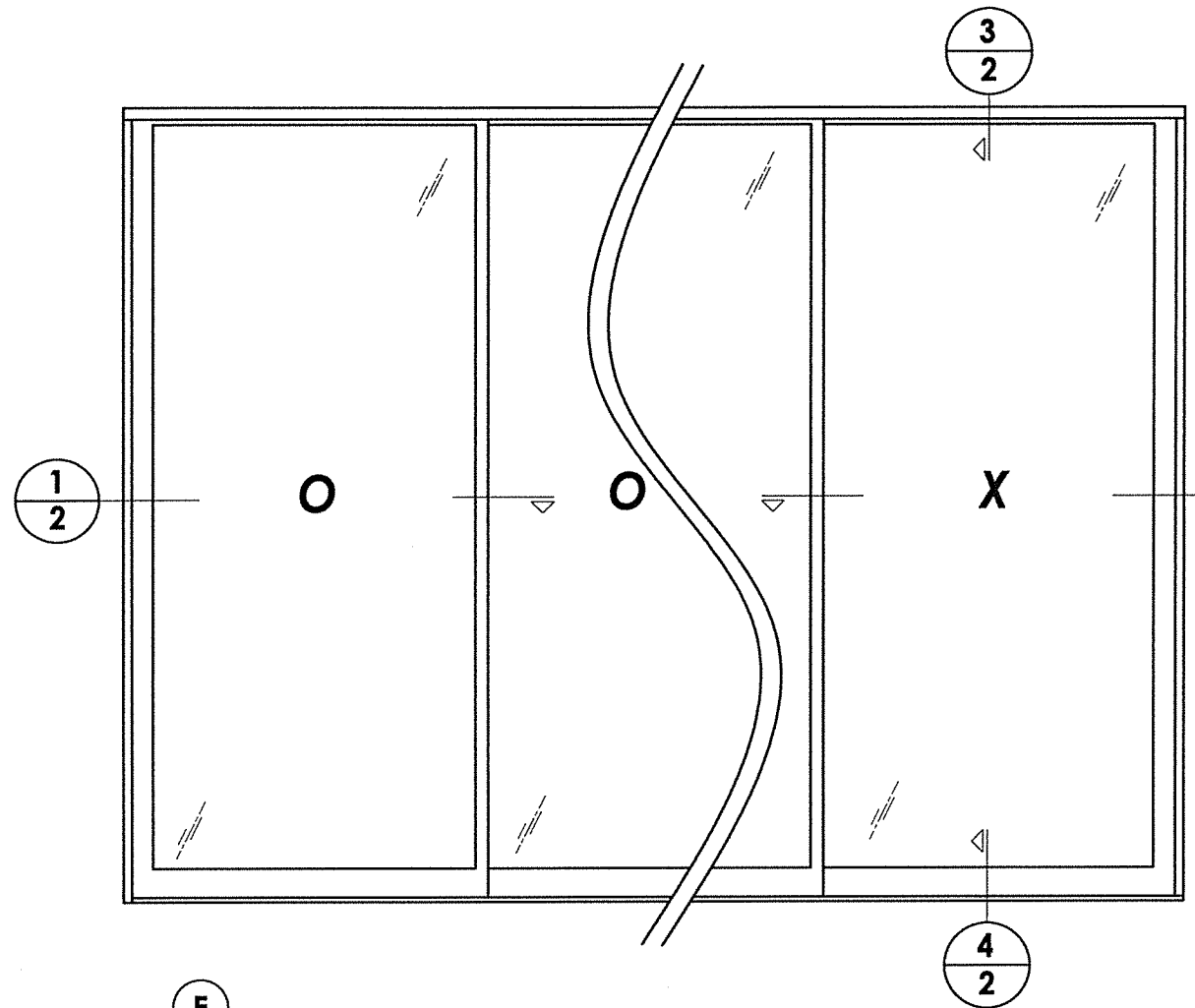
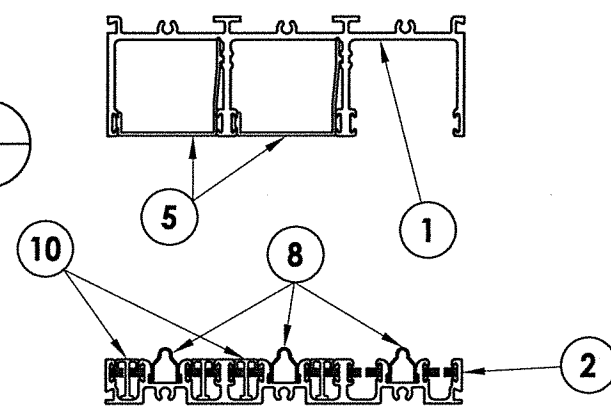


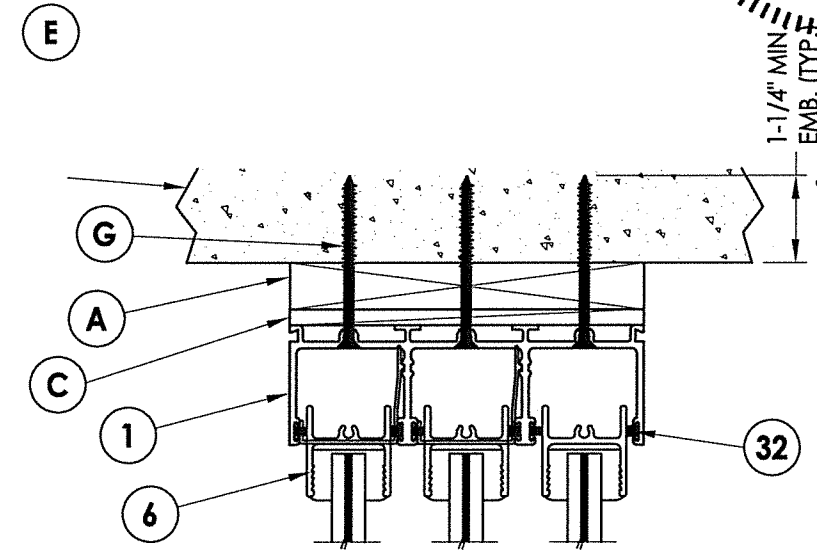
\\dc01\wbc\clients\Fleetwood PERMANENTVA - Florida Product Approvals\FL-15560 Sliding Patio Doors\C - Drawings\FL 15560 (2020)\FL-15560.1-5.dwg



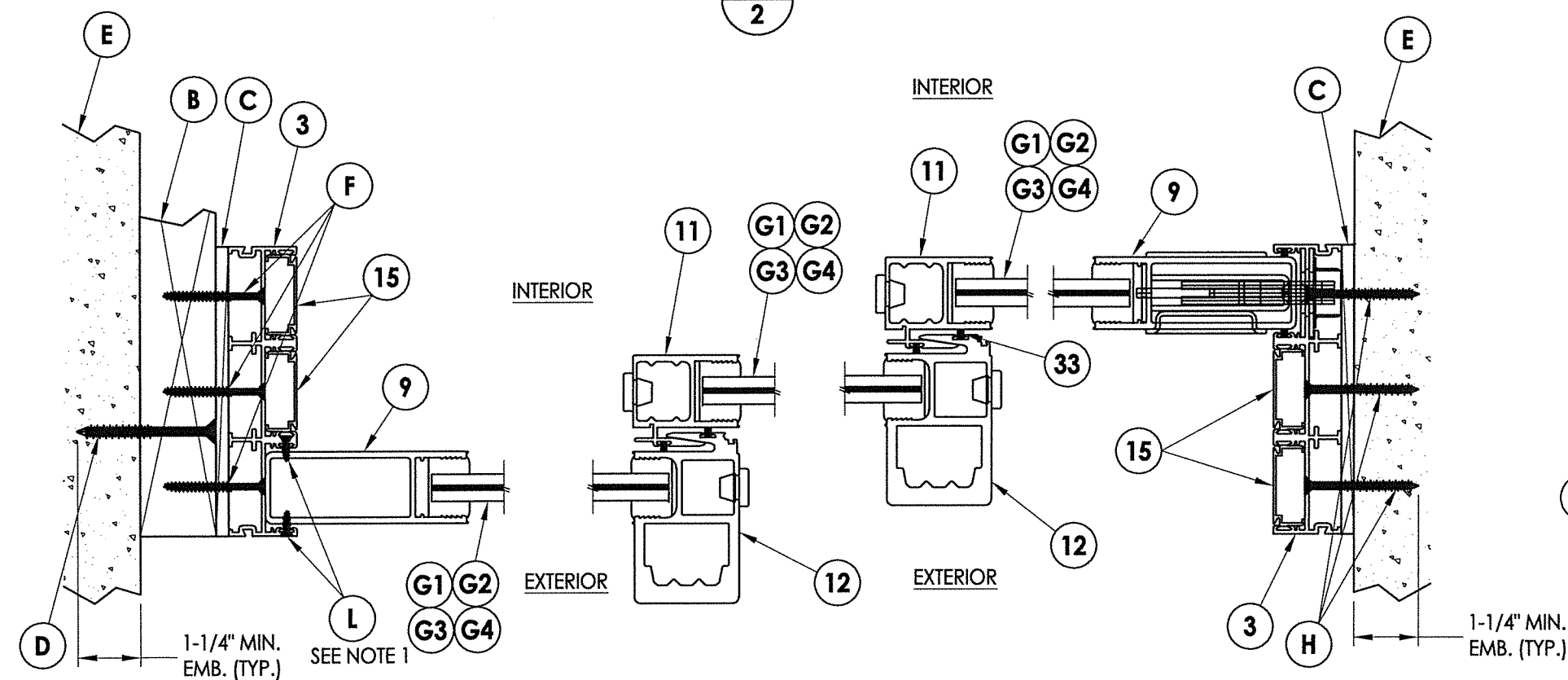
NOTE:
 1. Fixed panel screws located 39" from each end.
 2. A full-depth cut-out (1" wide x 3/16" tall) in track base is necessary to allow for water drainage (12" from each end and 24" o.c.).



HEAD & SILL COVER CONDITION

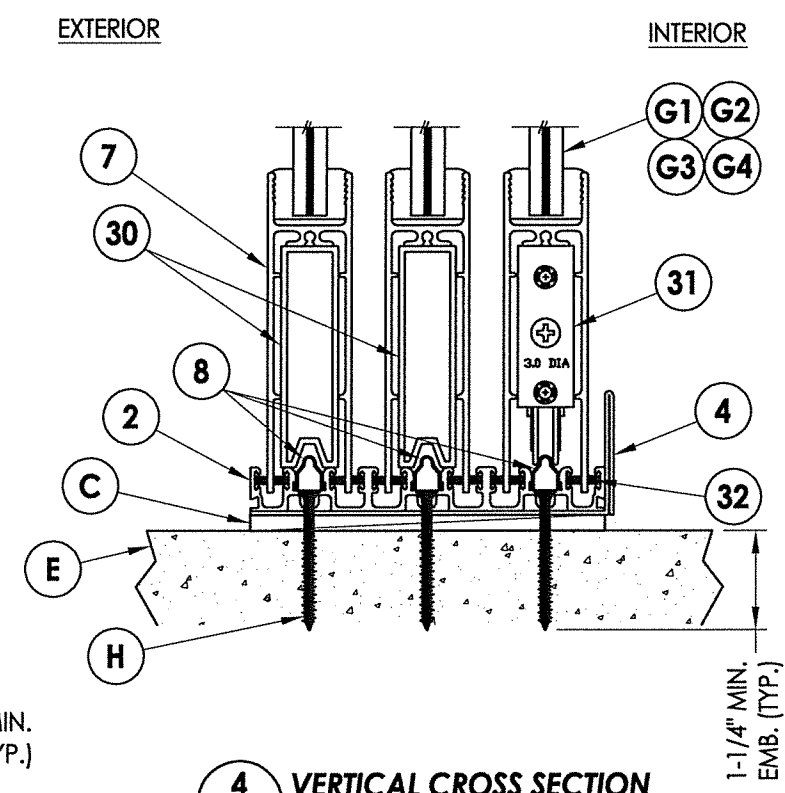


3 VERTICAL CROSS SECTION
 2 1X Buck Construction



1 HORIZONTAL CROSS SECTION
 2 2X Buck Construction

2 HORIZONTAL CROSS SECTION
 2 Direct to masonry



4 VERTICAL CROSS SECTION
 2 Direct to masonry

August 10, 2020
 Documents Prepared By:
 Lyndon F. Schmidt
 P.E. No. 43409

FLORIDA PROFESSIONAL ENGINEER
 L. E. SCHMIDT
 LICENSE No. 43409

RW
 BUILDING CONSULTANTS, INC.
 P.O. Box 230, Valrico, FL 33595
 Phone No.: 813.659.9197
 FBPE Registry No. 9813

PRODUCT: FLEETWOOD WINDOWS & DOORS

PART OR ASSEMBLY: HORIZONTAL AND VERTICAL CROSS SECTIONS

NO.	DATE	REVISIONS
5	18/10/20	UPDATE TO 7th ED. (2020) FBC
4	08/08/17	UPDATE TO 6TH ED. (2017) FBC
3	8/06/15	CLARIFY MAX PANEL SIZE, REVISE G3 GLAZING & CHANGE NAME
2	04/22/15	UPDATE TO 5TH ED. (2014) FBC
1	6/20/12	REVISED G4 GLAZING/FRAME SIZE

DATE: 04/30/12

SCALE: N.T.S.

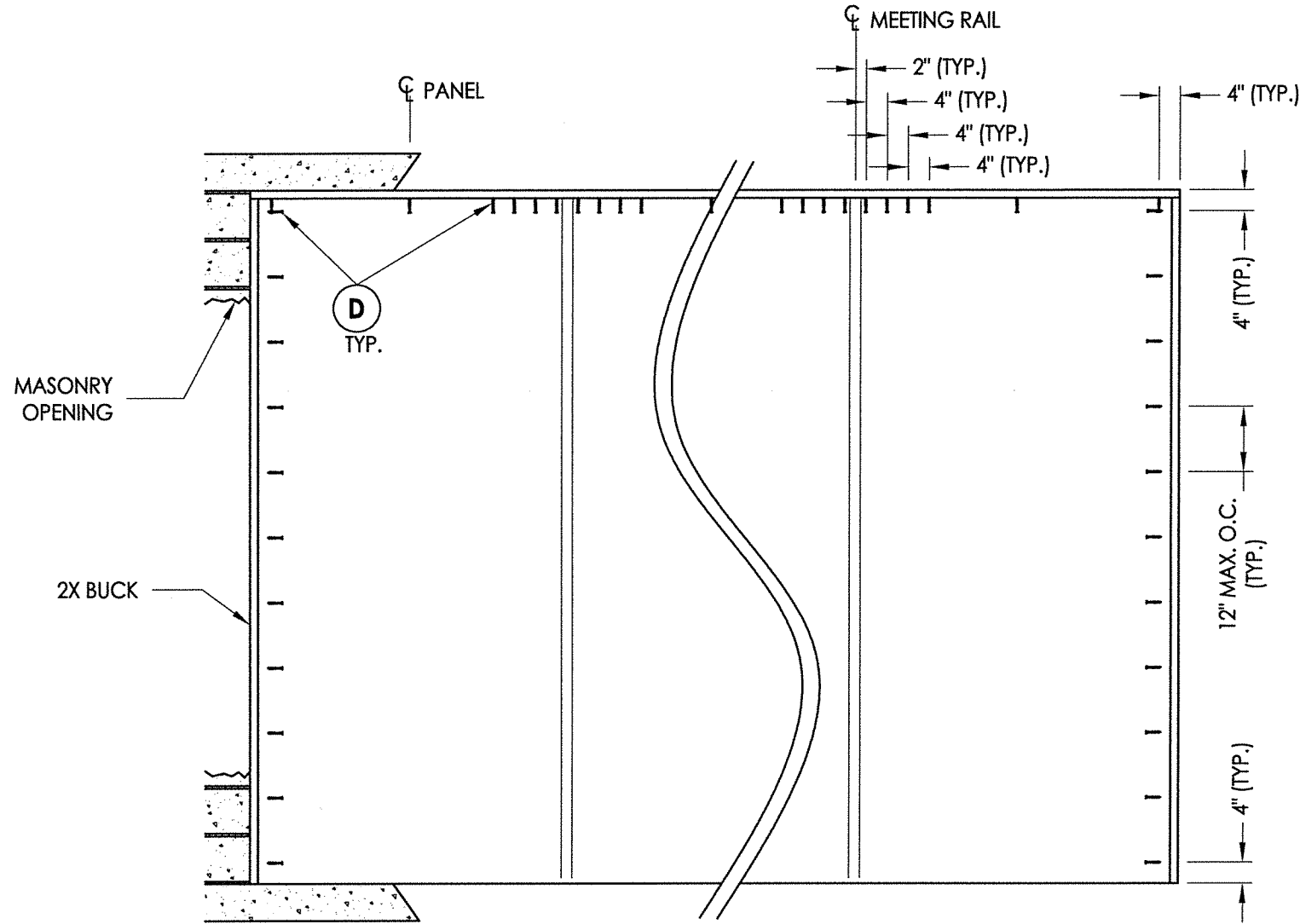
DWG. BY: JK

CHK. BY: LFS

DRAWING NO.: FL-15560.1

SHEET 2 of 6

© 2012 R.W. BUILDING CONSULTANTS INC.

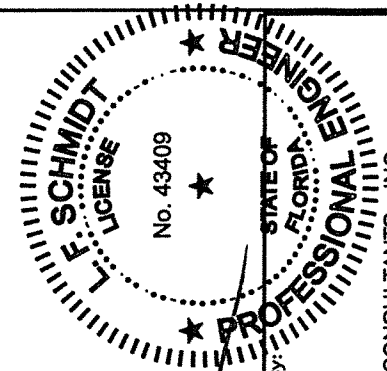


2X BUCK ANCHORING

CONCRETE ANCHOR NOTES:

- Concrete anchor locations at the corners may be adjusted to maintain the min. edge distance to mortar joints.
- Concrete anchor locations noted as "MAX. ON CENTER" must be adjusted to maintain the min. edge distance to mortar joints, additional concrete anchors may be required to ensure the "MAX. ON CENTER" dimension are not exceeded.
- Concrete anchor table:

ANCHOR TYPE	ANCHOR SIZE	MIN. EMBEDMENT	MIN. CLEARANCE TO MASONRY EDGE	MIN. CLEARANCE TO ADJACENT ANCHOR
ITW TAPCON®	1/4"	1-1/4"	2"	4"
DeWALT ULTRACON+®	1/4"	1-1/4"	2-1/2"	4"



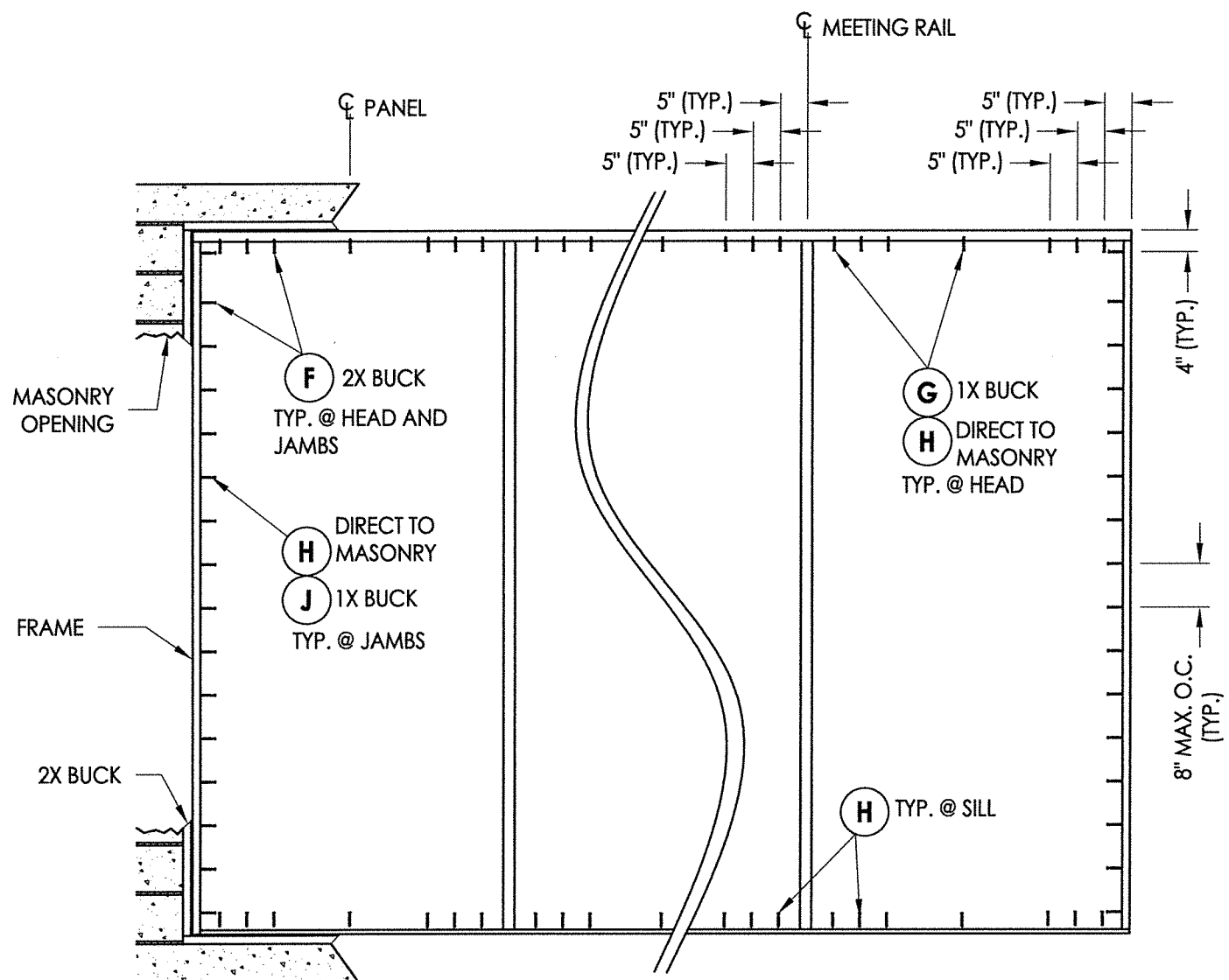
August 10, 2020
 Documents Prepared By:
 Lyndon F. Schmidt
 P.E. No. 43409

RW BUILDING CONSULTANTS, INC.
 P.O. Box 230, Valrico, FL 33595
 Phone No.: 813.659.9197
 FBPE Registry No. 9813

PRODUCT:		FLEETWOOD WINDOWS & DOORS	
PART OR ASSEMBLY:		BUCK ANCHORING	
NO.	DATE	REVISIONS	BY
5	8/10/20	UPDATE TO 7TH ED. (2020) FBC	DAC
4	08/08/17	UPDATE TO 6TH ED. (2017) FBC	LFS
3	8/06/15	CLARIFY MAX PANEL SIZE, REVISE G3 GLAZING & CHANGE NAME	JK
2	04/22/15	UPDATE TO 5TH ED. (2014) FBC	JK
1	6/20/12	REVISED G4 GLAZING/FRAME SIZE	LFS

DATE: 04/30/12
 SCALE: N.T.S.
 DWG. BY: JK
 CHK. BY: LFS
 DRAWING NO.: FL-15560.1
 SHEET 3 OF 6

\\dc01\rb\clients\Fleetwood PERMANENT\A - Florida Product Approvals\FL-15560 Sliding Patio Doors\C - Drawings\FL 15560 (2020)\FL-15560.1-.5.dwg



FRAME ANCHORING

(NOTE: 1 ANCHOR REQUIRED PER TRACK @ EACH LOCATION)

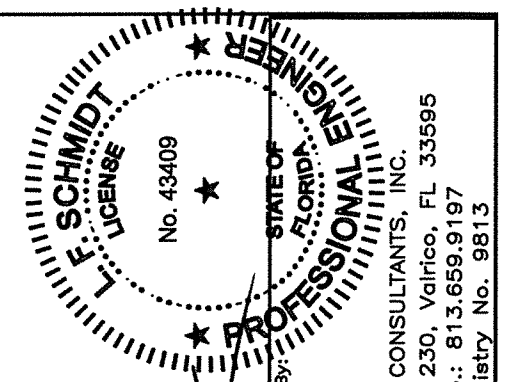
CONCRETE ANCHOR NOTES:

1. Concrete anchor locations at the corners may be adjusted to maintain the min. edge distance to mortar joints.
2. Concrete anchor locations noted as "MAX. ON CENTER" must be adjusted to maintain the min. edge distance to mortar joints, additional concrete anchors may be required to ensure the "MAX. ON CENTER" dimension are not exceeded.
3. Concrete anchor table:

ANCHOR TYPE	ANCHOR SIZE	MIN. EMBEDMENT	MIN. CLEARANCE TO MASONRY EDGE	MIN. CLEARANCE TO ADJACENT ANCHOR
ITW TAPCON®	3/16"	1-1/4"	2"	1-7/8"

WOOD SCREW INSTALLATION NOTES:

1. Maintain a minimum 3/4" edge distance, 1" end distance, & 1" o.c. spacing of wood screws to prevent the splitting of wood.



August 10, 2020
 Documents Prepared By:
 Lyndon F. Schmidt
 P.E. No. 43409

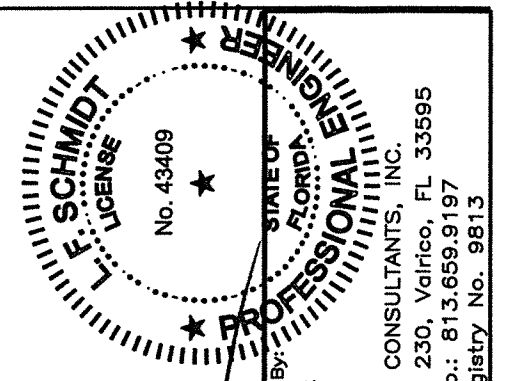
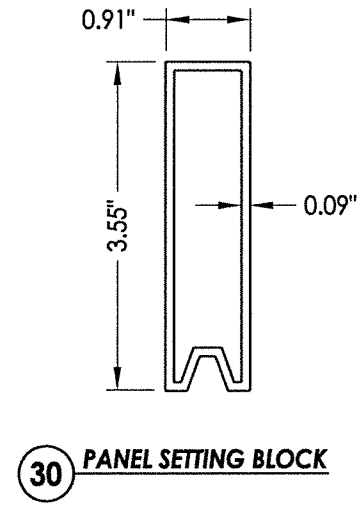
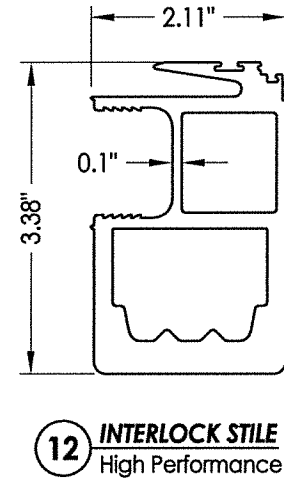
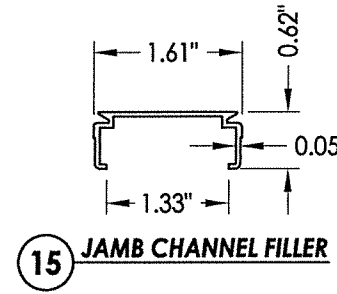
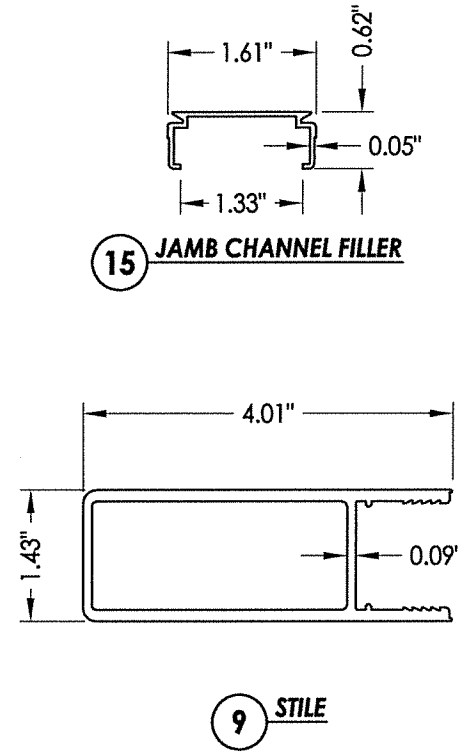
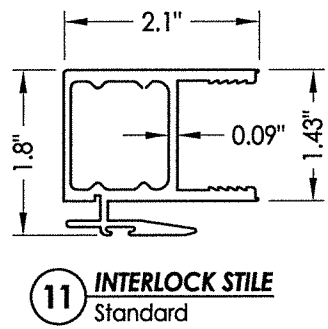
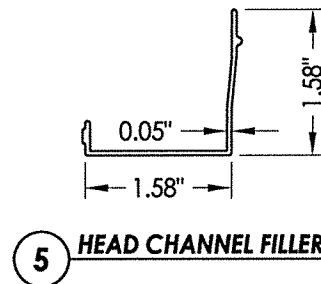
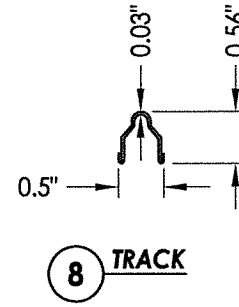
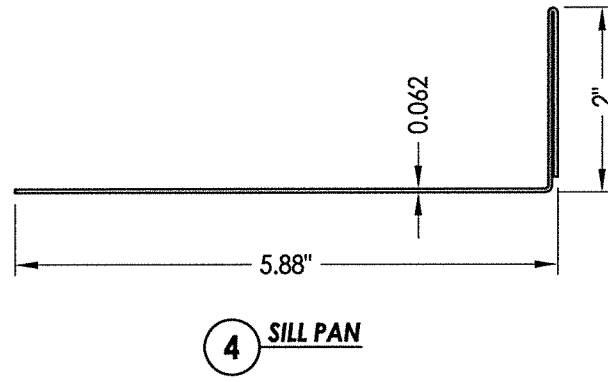
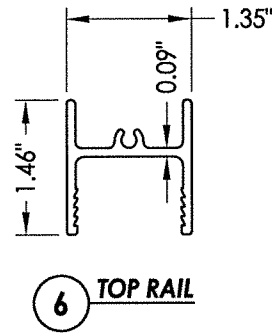
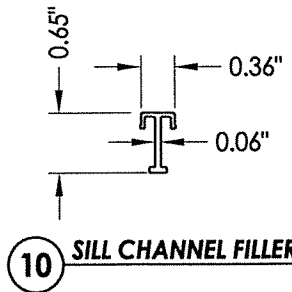
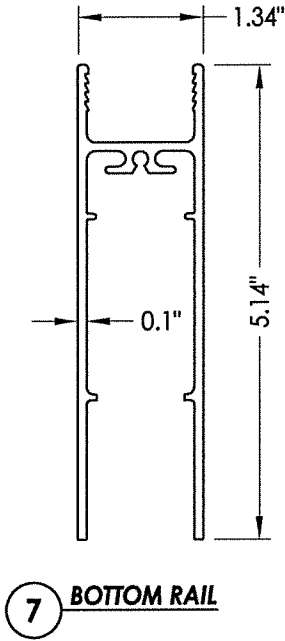
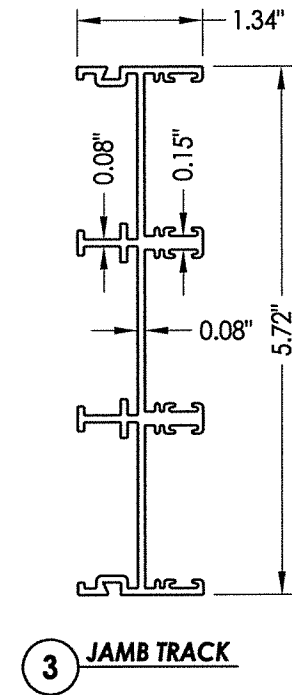
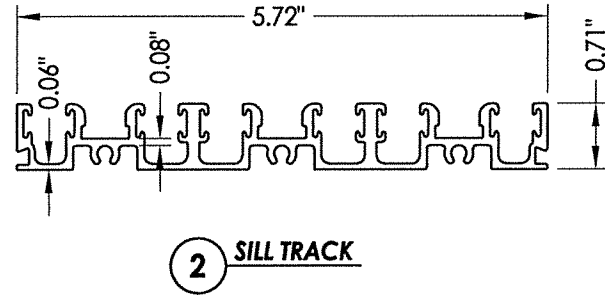
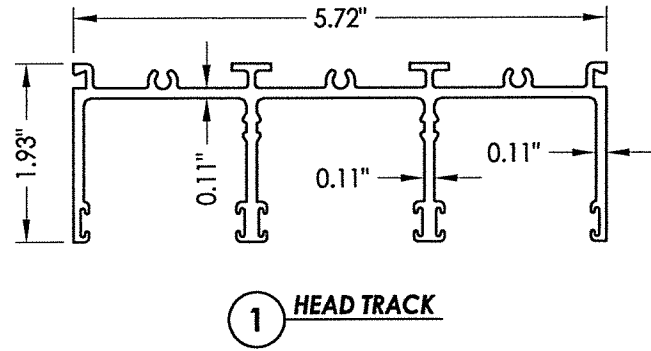
R.W. BUILDING CONSULTANTS, INC.
 P.O. Box 230, Valrico, FL 33595
 Phone No.: 813.659.9197
 FBPE Registry No. 9813

PRODUCT:
FLEETWOOD WINDOWS & DOORS

PART OR ASSEMBLY:
FRAME ANCHORING

NO.	DATE	REVISIONS
5	8/10/20	UPDATE TO 7TH ED. (2020) FBC
4	08/08/17	UPDATE TO 6TH ED. (2017) FBC
3	8/06/15	CLARIFY MAX PANEL SIZE, REVISE G3 GLAZING & CHANGE NAME
2	04/22/15	UPDATE TO 5TH ED. (2014) FBC
1	6/20/12	REVISED G4 GLAZING/FRAME SIZE

DATE: 04/30/12
 SCALE: N.T.S.
 DWG. BY: JK
 CHK. BY: LFS
 DRAWING NO.: FL-15560.1
 SHEET 4 OF 6



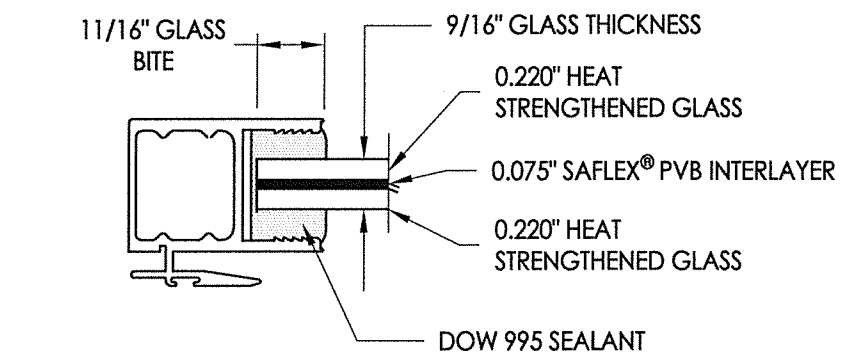
August 10, 2020
 Documents Prepared By: Lyndon F. Schmidt
 P.E. No. 43409
 R.W. BUILDING CONSULTANTS, INC.
 P.O. Box 230, Valrico, FL 33595
 Phone No.: 813.659.9197
 FBPE Registry No. 9813

PRODUCT:		FLEETWOOD WINDOWS & DOORS	
PART OR ASSEMBLY:		COMPONENTS	
DAC	FBC	JK	BY
8/10/20	UPDATE TO 7th ED. (2020)	JK	
5			
4	08/08/17	UPDATE TO 6TH ED. (2017)	FBC
3	8/06/15	CLARIFY MAX PANEL SIZE, REVISE	JK
2	04/22/15	G3 GLAZING & CHANGE NAME	JK
1	6/20/12	UPDATE TO 5TH ED. (2014)	FBC
		REVISED G4 GLAZING/FRAME SIZE	LFS
NO.	DATE		
			REVISIONS
DATE:		04/30/12	
SCALE:		N.T.S.	
DWG. BY:		JK	
CHK. BY:		LFS	
DRAWING NO.:		FL-15560.1	
SHEET		5 OF 6	

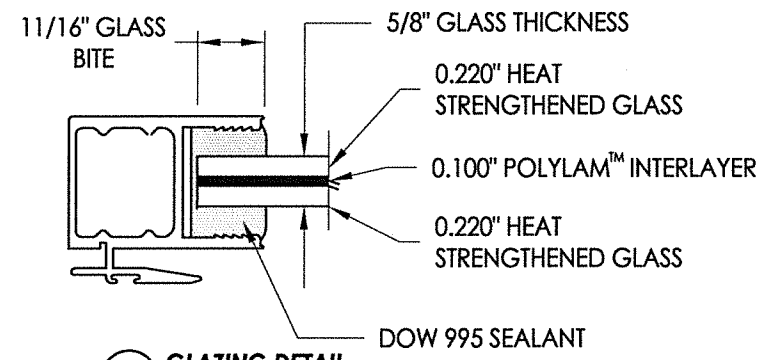
\\dc01\rbw\clients\Fleetwood PERMANENTVA - Florida Product Approvals\FL-15560 Sliding Patio Doors\C - Drawings\FL 15560 (2020)\FL-15560.1-.5.dwg

BILL OF MATERIALS

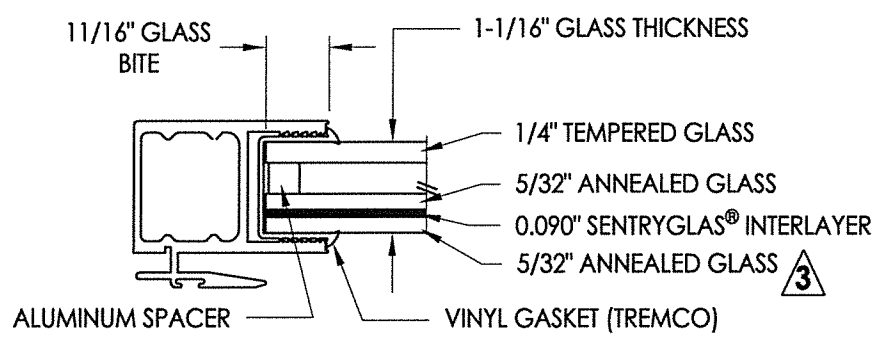
ITEM #	DESCRIPTION	MATERIAL
A	1X BUCK SG >= 0.55	WOOD
B	2X BUCK SG >= 0.55	WOOD
C	1/4" MAX. SHIM SPACE	-
D	1/4" X 2-3/4" DeWALT OR ITW PFH CONCRETE SCREW	STEEL
E	MASONRY - 3,000 PSI MIN. CONCRETE CONFORMING TO ACI 301 OR HOLLOW BLOCK CONFORMING TO ASTM C90	CONCRETE
F	#10 X 2" PFH SMS (1" MIN. EMBEDMENT)	STEEL
G	3/16" X 2-3/4" ITW PFH CONCRETE SCREW	STEEL
H	3/16" X 2-1/4" ITW PFH CONCRETE SCREW	STEEL
J	3/16" X 3-1/4" ITW PFH CONCRETE SCREW	STEEL
L	#8 X 1/2" PFH SMS	STEEL
1	HEAD TRACK (3 RUNS)	6063-T6 ALUM
2	SILL TRACK (3 RUNS)	6063-T6 ALUM
3	JAMB TRACK (3 RUNS)	6063-T6 ALUM
4	SILL PAN (TRIPLE RUN)	5052 -ALUM
5	HEAD CHANNEL FILLER	6063-T6 ALUM
6	TOP RAIL	6063-T6 ALUM
7	BOTTOM RAIL	6063-T6 ALUM
8	TRACK	S.S.
9	STILE	6063-T6 ALUM
10	SILL CHANNEL FILLER	6063-T6 ALUM
11	STANDARD INTERLOCK STILE	6063-T6 ALUM
12	HIGH PERFORMANCE INTERLOCK STILE	6063-T6 ALUM
15	JAMB CHANNEL FILLER	6063-T6 ALUM
30	PANEL SETTING BLOCK	6063-T6 ALUM
31	MAMMOTH ROLLER ASSEMBLY	-
32	CENTER-FIN WEATHERSEAL .290 HIGH PILE (AMESBURY 43629-270)	-
33	HEAVY DENSITY WEATHERSEAL .300 HIGH PILE (AMESBURY 413330-270)	-



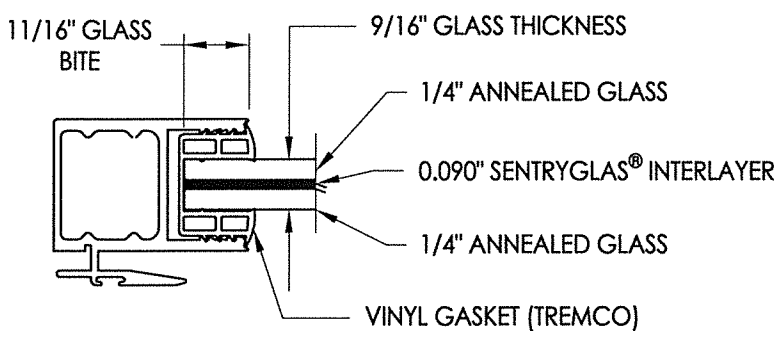
G1 GLAZING DETAIL
StormGlass™ by Oldcastle Glass



G2 GLAZING DETAIL
Safety-Plus II by Glaslam



G3 GLAZING DETAIL
Dry Seal



G4 GLAZING DETAIL
Dry Seal

NOTE: GLAZING > 36" WIDE REQUIRES AT LEAST TWO (2) SETTING BLOCKS CONFORMING TO FBC SECTION 2411.3.3.1.

E. SCHMIDT
LICENSE
No. 43409
STATE OF FLORIDA
PROFESSIONAL ENGINEER

August 10, 2020
Documents Prepared By:
Lyndon F. Schmidt
P.E. No. 43409

R.W.
BUILDING CONSULTANTS, INC.
P.O. Box 230, Valrico, FL 33595
Phone No.: 813.659.9197
FBPE Registry No. 9813

PRODUCT:		FLEETWOOD WINDOWS & DOORS	
PART OR ASSEMBLY:		BILL OF MATERIALS AND GLAZING DETAILS	
DAC	LFS	JK	JK
8/10/20	8/08/17	8/06/15	04/22/15
UPDATE TO 7th ED. (2020)	UPDATE TO 6TH ED. (2017)	CLARIFY MAX PANEL SIZE, REVISE G3 GLAZING & CHANGE NAME	UPDATE TO 5TH ED. (2014)
FBC	FBC	REVISE JK	FBC
REVISIONS	NO.	DATE	BY
5	1	04/30/12	LFS
4	3	08/08/17	JK
3	2	08/06/15	JK
2	1	04/22/15	LFS
1	1	06/20/12	JK
DATE: 04/30/12		SCALE: N.T.S.	
DWG. BY: JK		CHK. BY: LFS	
DRAWING NO.: FL-15560.1		SHEET 6 OF 6	

© 2012 R.W. BUILDING CONSULTANTS INC.