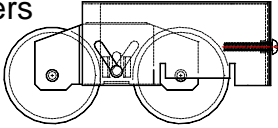

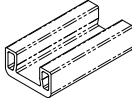
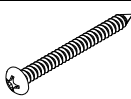


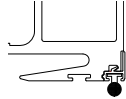
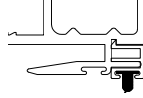








**The 3070-HI "X" Panel Installation Kit Includes:**

Item no.	Part no.	Description	Qty	Comments
1	FW-1042	3" Precision Mammoth Rollers 	2	
2		¼-20 x ½" Long S.S. Pan Head Screws 	4	Screws attach 3" rollers to rails
3	FW-1128	Glazing Block 	10	Use during wet glazing of glass to panel.
4		#10 x 2" Long S.S. Pan Head Screws 	4	Panel assembly
5		Round Vinyl Panel Plug (Top) 	2	Cover top panel hole
6	FW-1044	Oblong Vinyl Panel Plug (Bottom) 	2	Cover bottom panel Slot
7	FW-1138	6" Air Barrier For HP Interlocker 	1	
8	FW-1139	6" Air Barrier For STD Interlocker 	1	
9	FW-1123	Air Barrier Head 	1	Attach to interlocker at head
10	FW-1137	Air Barrier Sill 	1	Attach to interlocker at sill
11		#6 x 1/2" Long S.S. Tek Screws 	4	Screws attach FW-1123 & Fw-1137
12		#10 x 3/4" Long S.S. Pan Head Screws (Included with panel kit, but used for frame assembly) 	2	Frame assembly screws