

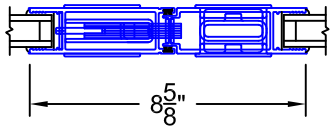
SCALE: 1/6

## MEETING STILE OPTIONS

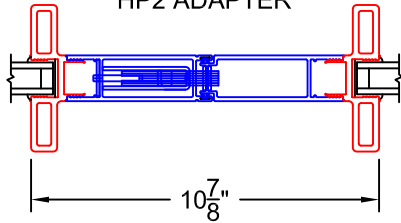
For Selection Purposes Only.  
Samples shown with non-thermally broken extrusions

### ARCHETYPE

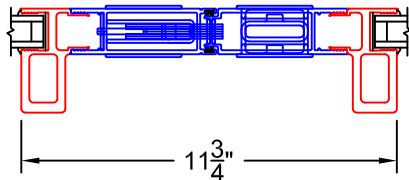
STANDARD



HP2 ADAPTER

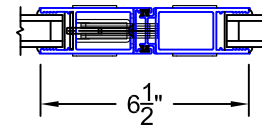


HP1 ADAPTER

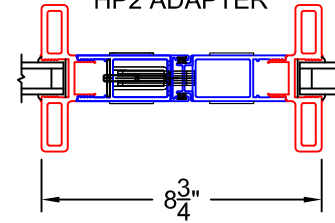


### ARCHETYPE NARROW

STANDARD



HP2 ADAPTER



HP1 ADAPTER

