

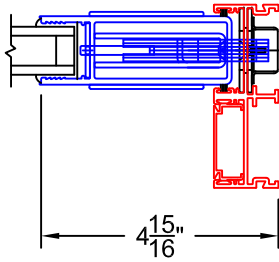
SCALE: 1/4

LOCK STILE OPTIONS

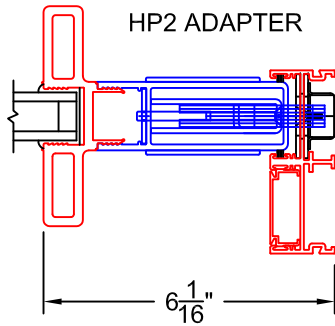
For Selection Purposes Only.
Samples shown non-thermally broken
extrusions

ARCHETYPE

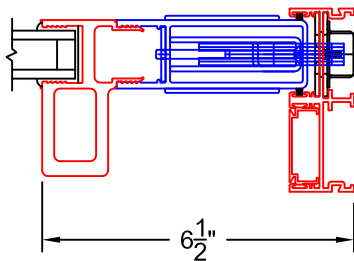
STANDARD



HP2 ADAPTER

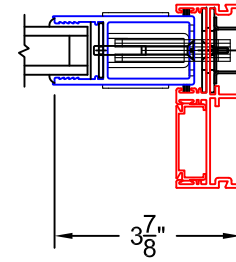


HP1 ADAPTER

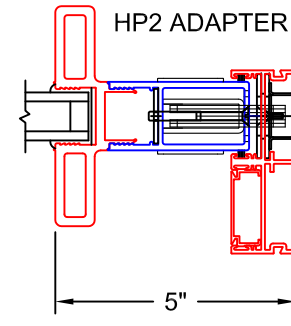


ARCHETYPE NARROW

STANDARD



HP2 ADAPTER



HP1 ADAPTER

