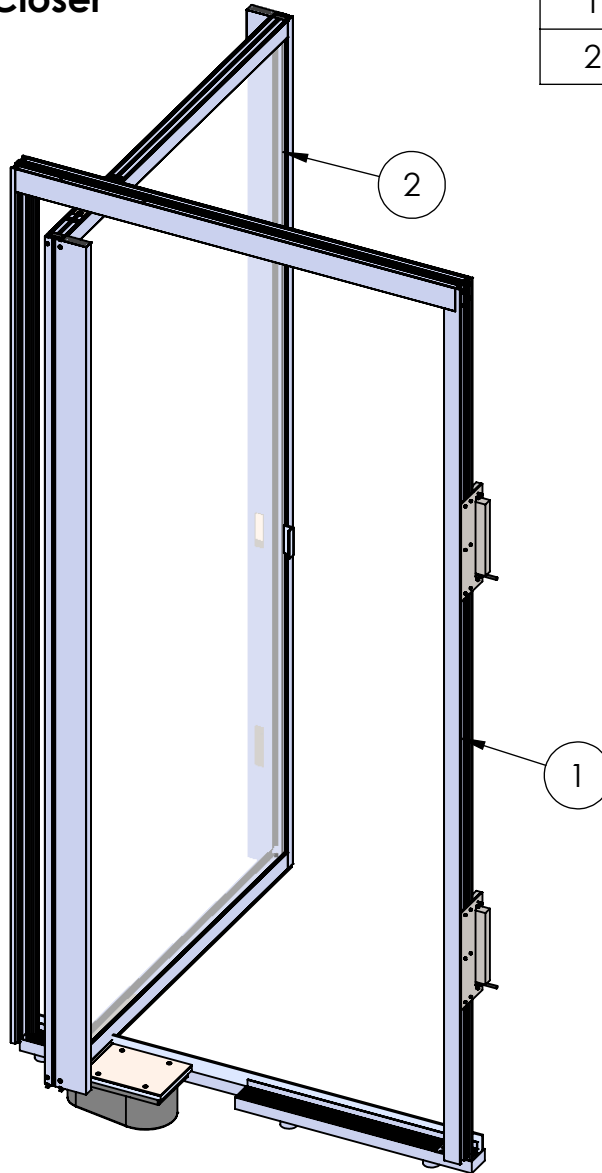


# ASSEMBLY / PARTS LIST (B.O.M.)

**Series: EDGE | p |**  
**Type: H Configuration with Rixson Closer**

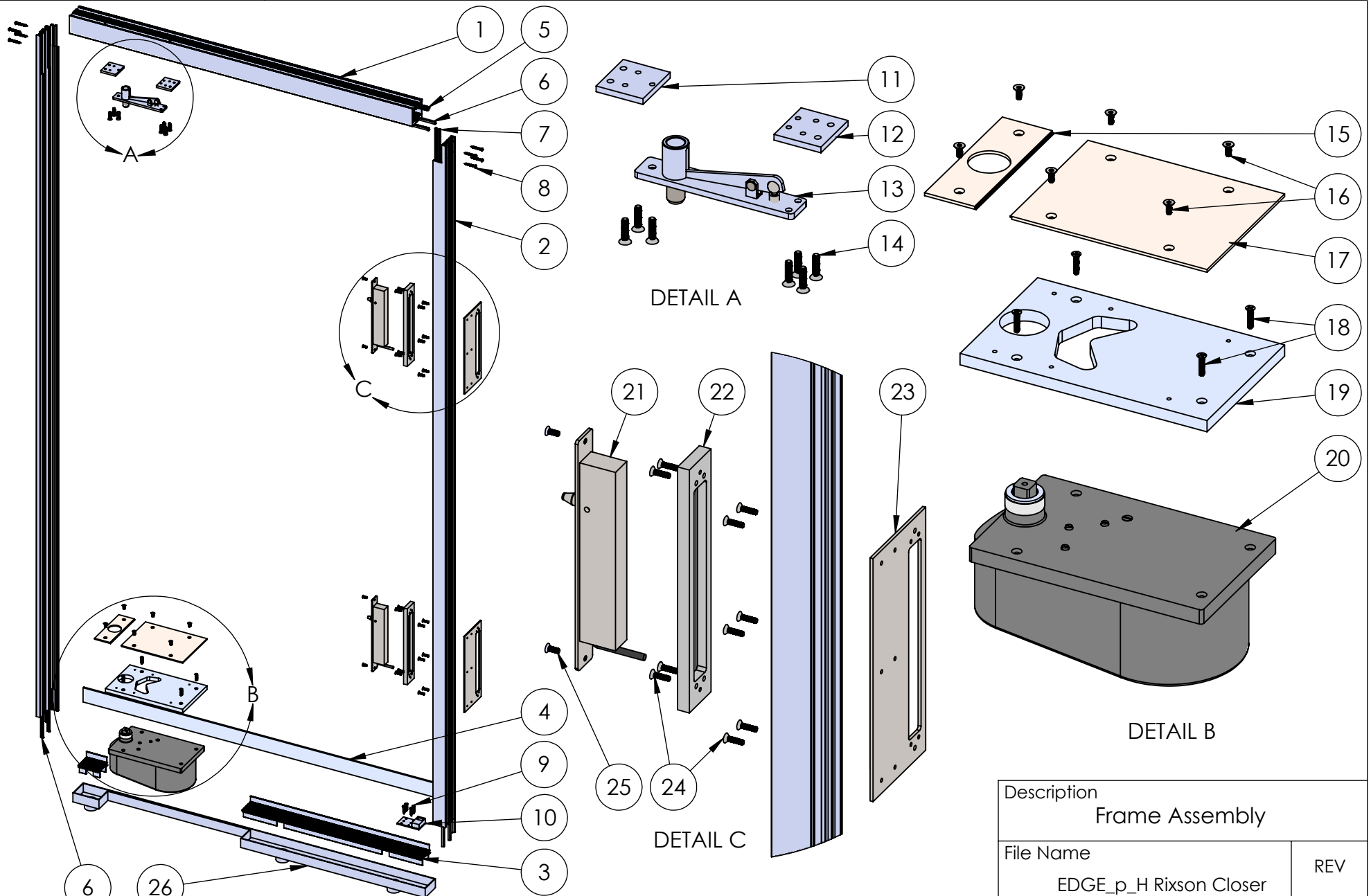
ITEM NO.	DESCRIPTION	QTY.	PAGE #
1	FRAME ASSEMBLY	1	2-3
2	PANEL ASSEMBLY	1	4-5



**PROPRIETARY AND CONFIDENTIAL**  
 THE INFORMATION CONTAINED IN THIS DRAWING IS THE SOLE PROPERTY OF FLEETWOOD WINDOWS & DOORS.  
 ANY REPRODUCTION IN PART OR AS A WHOLE WITHOUT THE WRITTEN PERMISSION OF FLEETWOOD WINDOWS & DOORS IS PROHIBITED.

Description Table of Contents	
File Name EDGE_p_H Rixson Closer Assembly	REV
Released 6/22/2023	SHEET 1 OF 5

# ASSEMBLY / PARTS LIST (B.O.M.)



**PROPRIETARY AND CONFIDENTIAL**  
 THE INFORMATION CONTAINED IN THIS DRAWING IS THE SOLE PROPERTY OF FLEETWOOD WINDOWS & DOORS.  
 ANY REPRODUCTION IN PART OR AS A WHOLE WITHOUT THE WRITTEN PERMISSION OF FLEETWOOD WINDOWS & DOORS IS PROHIBITED.

Description	
Frame Assembly	
File Name	REV
EDGE_p_H Rixson Closer Assembly	
Released	SHEET 2 OF 5
6/22/2023	

# ASSEMBLY / PARTS LIST (B.O.M.)

## EXTRUSIONS

ITEM NO.	PART NUMBER	DESCRIPTION	QTY.
1	Ep001	Head	1
2	Ep002	Jamb	2
3	4411	Arche-Duct Sill	1
4	FW1201	2.0" x 0.188" Alum Flat Bar (Slot Drain Spacer)	1
HARDWARE			
5	25065	14.6mm x 10.2mm I-Strut	1
6	27422	Fin Seal Mohair	6
7	26233	Flexible Bulb Vinyl	4
8	20353	#10 PHP-A, 1-1/2", SS, Clear	8
9	20350	#10 PHP-A, 1", SS, Clear	4
10	26930	Archetype Blade Sill Strike (Blade Case)*	1
11	27185	Head Pivot Plate 1	1
12	27298	Head Pivot Plate 2	1
13	26476	Top Pivot (Head Portion)	1
14	26325	#1/4-20 Torx FH Screw, 1"	7
15	27355	Rixson Closer Cover Plate 1 of 2	1
16	25486	#10-32 Torx FH Screw, 0.5 in.	6
17	27356	Rixson Closer Cover Plate 2 of 2	1
18	27413	#10-24 FHP, 7/8", SS, Clear	4
19	27357	Rixson Closer Cover Spacer	1
20	See Table B	Rixson Floor Closer*	1
21	27401	V-Lock Assembly*	2 (See Table A)
22	27402	V-Lock Frame Backup Plate 1 of 2	2
23	27403	V-Lock Frame Backup Plate 2 of 2	2
24	25073	#10-32 FHP-B, 3/4", SS, Clear	20
25	24843	#10-32 FHP, UC, 1/2", SS, Clear	4
26	-	ArcheDuct	1

Table A: Number of V-Locks Recommended  
(2 V-Locks shown)

		Pivot Distance					
		<24"		≥24"		Center	
		Active Jamb	Pivot Jamb	Active Jamb	Pivot Jamb	Active Jamb	Pivot Jamb
Net Frame Height	<96"	1	0	1	1	1	1
	≥96"	2	1	2	2	2	2

Table B: Rixson Floor Closer Options

Swing	Pivot Location	Max Opening Angle	ID
In Swing	Left	105	27410
		90	27411
	Right	105	27408
		90	27409

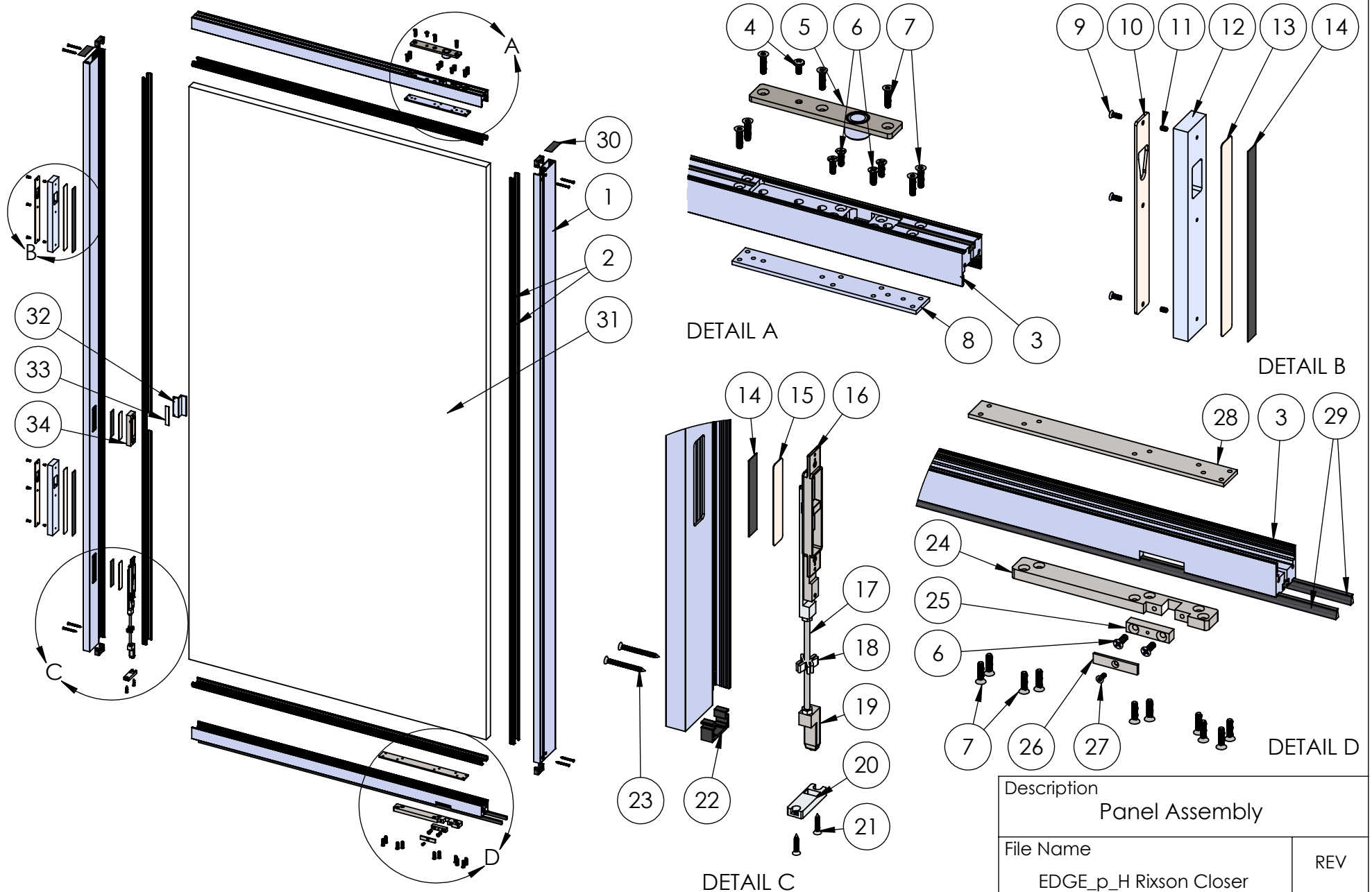
\*Needs to be modified by Fleetwood

Description Frame Assembly BOM	
File Name EDGE_p_H Rixson Closer Assembly	REV
Released	6/22/2023 SHEET 3 OF 5

**PROPRIETARY AND CONFIDENTIAL**

THE INFORMATION CONTAINED IN THIS DRAWING IS THE SOLE PROPERTY OF FLEETWOOD WINDOWS & DOORS.  
ANY REPRODUCTION IN PART OR AS A WHOLE WITHOUT THE WRITTEN PERMISSION OF FLEETWOOD WINDOWS & DOORS IS PROHIBITED.

# ASSEMBLY / PARTS LIST (B.O.M.)



**PROPRIETARY AND CONFIDENTIAL**  
THE INFORMATION CONTAINED IN THIS DRAWING IS THE SOLE PROPERTY OF FLEETWOOD WINDOWS & DOORS.  
ANY REPRODUCTION IN PART OR AS A WHOLE WITHOUT THE WRITTEN PERMISSION OF FLEETWOOD WINDOWS & DOORS IS PROHIBITED.

Description	
Panel Assembly	
File Name	REV
EDGE_p_H Rixson Closer Assembly	
Released	SHEET 4 OF 5
6/22/2023	

# ASSEMBLY / PARTS LIST (B.O.M.)

EXTRUSIONS			
ITEM NO.	PART NUMBER	DESCRIPTION	QTY.
1	Es0008	Fin Lead Stile	2
2	Es0002	Glass Key (1 1/4" Exact)	9
3	Ep003	Top and Bottom Rail	2
HARDWARE			
4	20357	#1/4-20 PHP - B, 1/2", SS, Clear	1
5	26476	Top Pivot (Panel Portion)	1
6	20305	#1/4-20 FHP - B, 3/4", SS, Clear	6
7	26325	#1/4-20 Torx FH Screw, 1"	17
8	27187	Top Rail Back Up Plate	1
9	24843	#10-32 FHP, UC, 1/2", SS, Clear	6
10	27401	V-Lock Strike Plate*	2 (See Table A)
11	27420	#10-32 Set Screw, 5/16"	4
12	27404	V-Lock Panel Backup Plate	2
13	27399	Edge Backup Plate for V-Lock	2
14	25637	3M Double-Sided Foam tape	4
15	27095	Archetype Blade Backup Plate	2
16	26919, 26920	Archetype Blade (Clear, BLK)	1
17	26923	Archetype Blade Shoot Bolt Rod	1
18	25566	Shoot Bolt Rod Guide (Spider)	1
19	26921	Shootbolt Cap Assembly	1
20	26922	Archetype Blade Shoot Bolt Guide	1
21	20293	#10 FHP-A, 1", SS, Clear	2
22	27326	Weatherstrip Holder (EDGE   p   )	4
23	20830	#10 FHP-A, 2", SS, Clear	8

EXTRUSIONS			
ITEM NO.	PART NUMBER	DESCRIPTION	QTY.
24	27188	Load Arm	1
25	27189	Load Arm Block	1
26	27300, 27190	Load Arm Cover Plate (SS, BLK)	1
27	26414, 27114	#8-32 FH Torx Screw, 1/2" (SS, BLK)	1
28	27191	Load Arm Back Up Plate	1
29	27421	Mohair (No Fin Seal)	2
30	27020	Top Rail Sticker - Fin	2
31	-	Glass	1
32	27192, 27193	Exterior Handle (Clear, BLK)	1
33	27419	3M VHB Tape 4905	1
34	26925, 26926	Fin-Pull Assembly (Clear, BLK)	1

\*Needs to be modified by Fleetwood

Description Panel Assembly	
File Name EDGE_p_H Rixson Closer Assembly	REV
Released 6/22/2023	SHEET 5 OF 5

**PROPRIETARY AND CONFIDENTIAL**

THE INFORMATION CONTAINED IN THIS DRAWING IS THE SOLE PROPERTY OF FLEETWOOD WINDOWS & DOORS.  
ANY REPRODUCTION IN PART OR AS A WHOLE WITHOUT THE WRITTEN PERMISSION OF FLEETWOOD WINDOWS & DOORS IS PROHIBITED.