

# ASSEMBLY / PARTS LIST (B.O.M.)

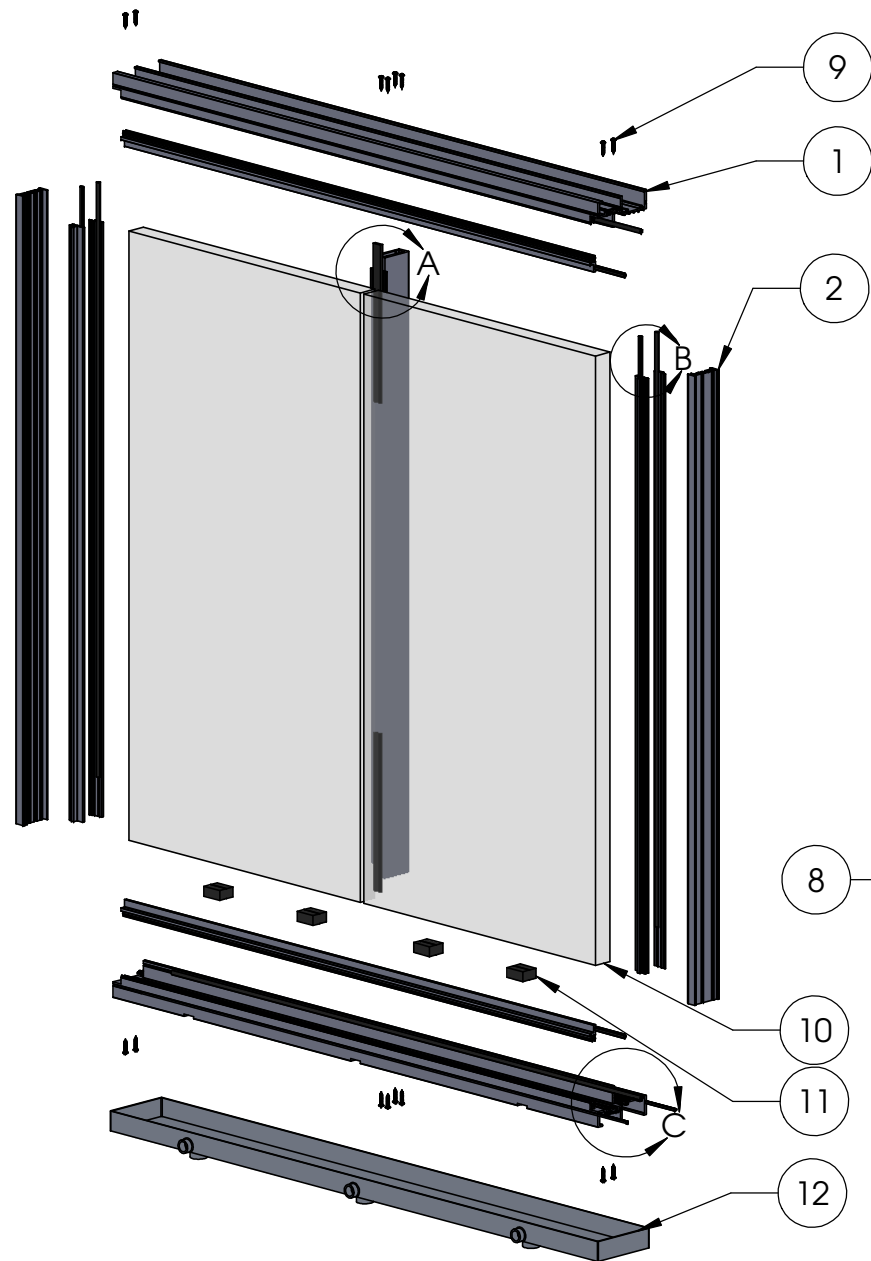
**Series: EDGE IfI**  
**Type: OO-GTF with Sub sill, 1 1/2" Glass Shown**

ITEM NO.	DESCRIPTION	PAGE #
1	EDGE IfI ASSEMBLY	2
2	TABLES	3



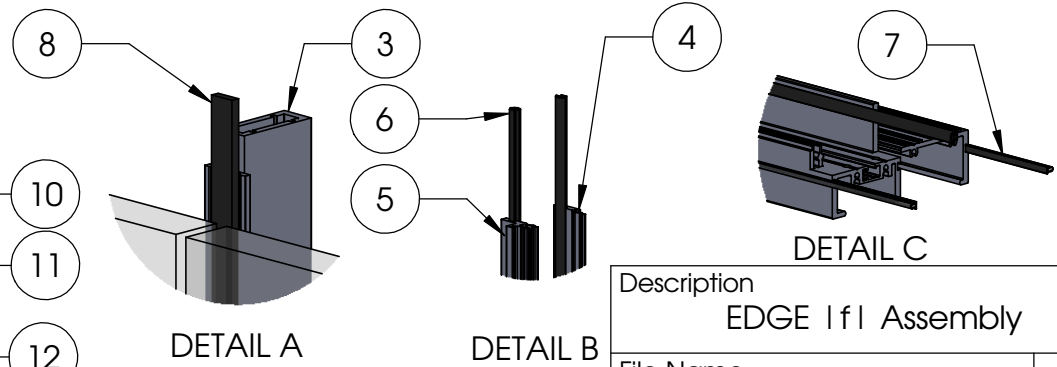
Description Table of Contents	
File Name EDGE f Assembly OO-GTF	REV
Released 3/10/2020	SHEET 1 OF 3

# ASSEMBLY / PARTS LIST (B.O.M.)



## EXTRUSIONS

ITEM NO.	PART NUMBER	DESCRIPTION	QTY.
1	Ef0001	Head/Sill	2
2	Ef0002	Jambs	2
3	Ef0003	Fin	1
4	Ef0004	Jamb Interior Glass Wedge	2
5	See Table A	Glass Wedge	4
HARDWARE			
6	25031	Bulb Vinyl-Large	8
7	25189	Q-Lon Foam Seal (Q225T190)	2
8	26806	Thermalbond Foam Spacer	2
9	20350	No. 10 Screw, PHP 1 in.	16
10	-	Glass (1 1/2" Shown)	2
11	See Table B	Setting Block	4
12	FW1216	Sub Sill Wide Pan	1

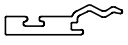
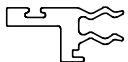
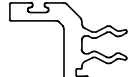
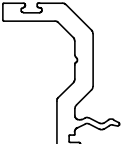


Description EDGE I f I Assembly	
File Name EDGE f Assembly OO-GTF	REV
Released	3/10/2020
SHEET 2 OF 3	

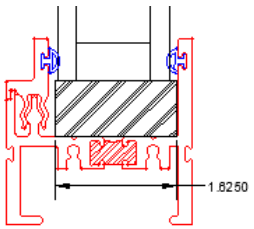
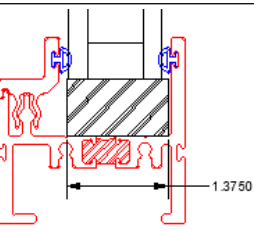
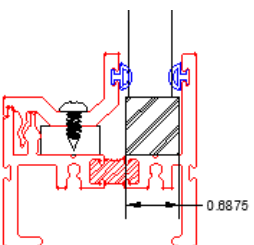
**PROPRIETARY AND CONFIDENTIAL**  
THE INFORMATION CONTAINED IN THIS DRAWING IS THE SOLE PROPERTY OF FLEETWOOD WINDOWS & DOORS.  
ANY REPRODUCTION IN PART OR AS A WHOLE WITHOUT THE WRITTEN PERMISSION OF FLEETWOOD WINDOWS & DOORS IS PROHIBITED.

# ASSEMBLY / PARTS LIST (B.O.M.)

**Table A - Glass Wedges**

Ef0004	Jamb Interior and Low Profile Head/Sill	
Ef0005	1.5" Glass (Shown)	
Ef0006	1.25 " Glass	
Ef0007	9/16" Glass	

**Table B- Setting Blocks**

Glass (in)	Setting Block	Orientation	QTY
1.5 (Shown)	26829, 1 3/8"x1 5/8"x3/4" Setting Block		4
1.25	26829, 1 3/8"x1 5/8"x3/4" Setting Block		4
9/16	26829, 1 3/8"x1 5/8"x3/4" Setting Block- <b>1 3/8" width cut in half</b>		4

Description

Tables

File Name

EDGE f Assembly OO-GTF

REV

Released

3/10/2020

SHEET 3 OF 3

**PROPRIETARY AND CONFIDENTIAL**

THE INFORMATION CONTAINED IN THIS DRAWING IS THE SOLE PROPERTY OF FLEETWOOD WINDOWS & DOORS. ANY REPRODUCTION IN PART OR AS A WHOLE WITHOUT THE WRITTEN PERMISSION OF FLEETWOOD WINDOWS & DOORS IS PROHIBITED.