


ASSEMBLY / PARTS LIST (B.O.M.)

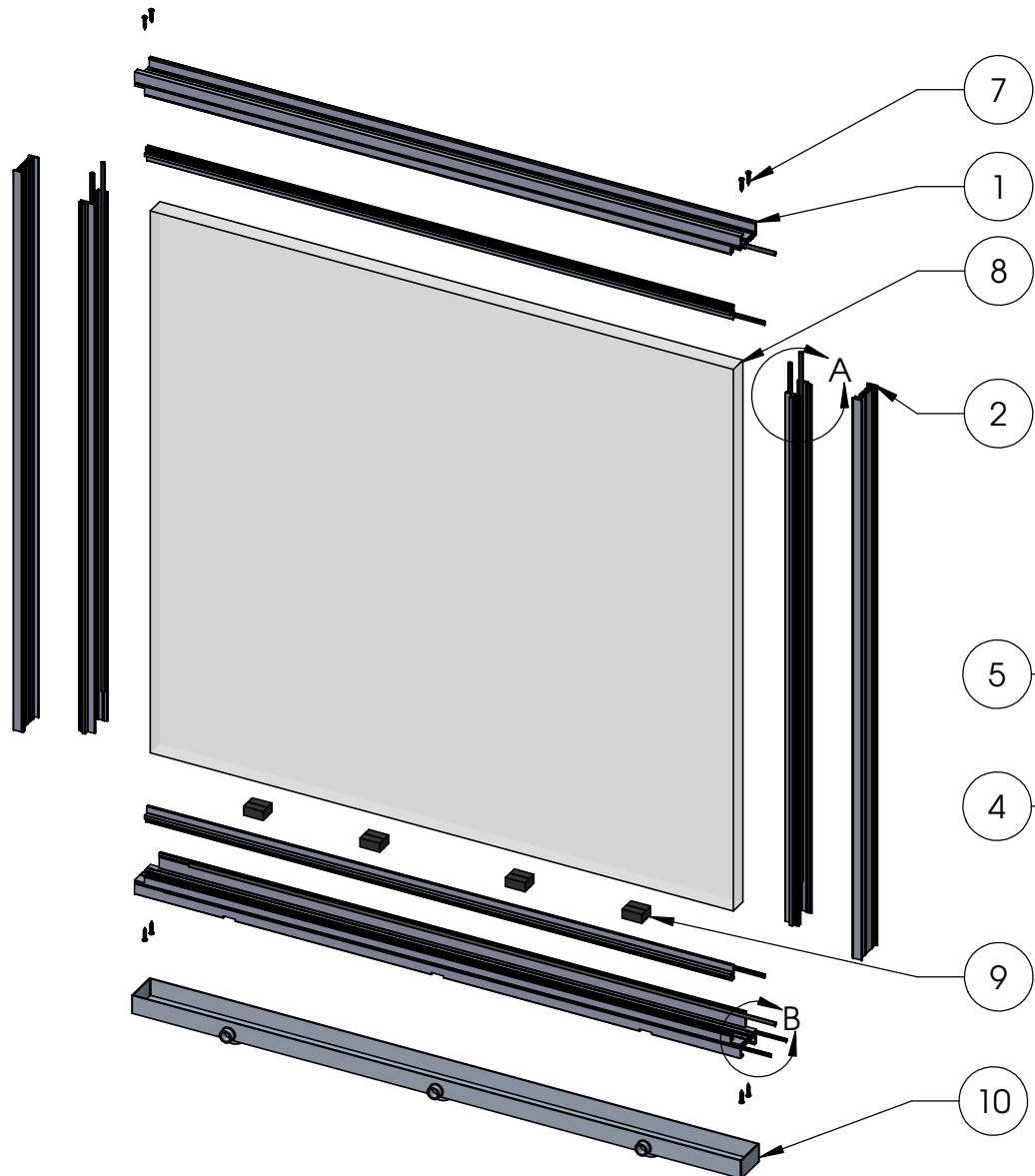
Series: EDGE 1f1
Type: O-GTF with Sub sill, 1 1/2" Glass Shown

ITEM NO.	DESCRIPTION	PAGE #
1	EDGE 1f1 ASSEMBLY	2
2	TABLES	3

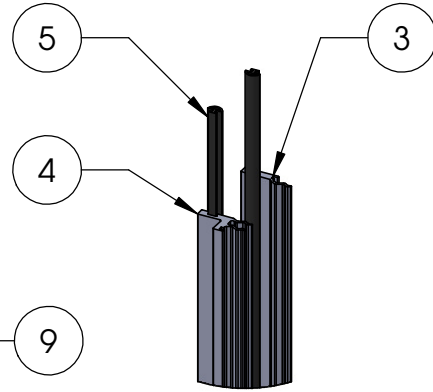


Description Table of Contents	
File Name EDGE f Assembly O-GTF	REV
Released 3/19/2020	SHEET 1 OF 3

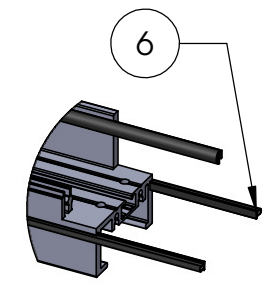
ASSEMBLY / PARTS LIST (B.O.M.)



EXTRUSIONS			
ITEM NO.	PART NUMBER	DESCRIPTION	QTY.
1	Ef0001	Head/Sill	2
2	Ef0002	Jambs	2
3	Ef0004	Interior Jamb Glass Wedge	2
4	See Table A	Glass Wedge	4
HARDWARE			
5	25031	Bulb Vinyl-Large	8
6	25189	Q-Lon Foam Seal (Q225T190)	2
7	20350	No. 10 Screw, PHP 1 in.	8
8	-	Glass (1 1/2" Shown)	1
9	See Table B	Setting Block	-
10	FW1217	Sub Sill Narrow Pan	1



DETAIL A



DETAIL B

Description EDGE IfI Assembly	
File Name EDGE f Assembly O-GTF	REV
Released 3/19/2020	SHEET 2 OF 3

PROPRIETARY AND CONFIDENTIAL
THE INFORMATION CONTAINED IN THIS DRAWING IS THE SOLE PROPERTY OF FLEETWOOD WINDOWS & DOORS.
ANY REPRODUCTION IN PART OR AS A WHOLE WITHOUT THE WRITTEN PERMISSION OF FLEETWOOD WINDOWS & DOORS IS PROHIBITED.

ASSEMBLY / PARTS LIST (B.O.M.)

Table A - Glass Wedges

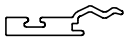

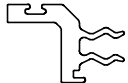
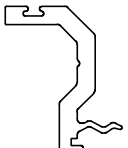
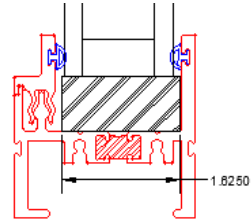
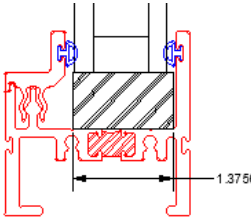
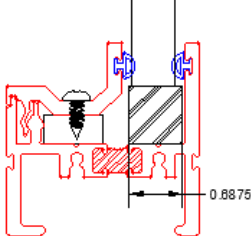
Ef0004	Jamb Interior and Low Profile Head/Sill	
Ef0005	1.5" Glass (Shown)	
Ef0006	1.25 " Glass	
Ef0007	9/16" Glass	

Table B- Setting Blocks

Glass (in)	Setting Block	Orientation	QTY
1.5 (Shown)	26829, 1 3/8"x1 5/8"x3/4" Setting Block		4
1.25	26829, 1 3/8"x1 5/8"x3/4" Setting Block		4
9/16	26829, 1 3/8"x1 5/8"x3/4" Setting Block- 1 3/8" width cut in half		4

Description	
Tables	
File Name	REV
EDGE f Assembly O-GTF	
Released	SHEET 3 OF 3
3/19/2020	