

ASSEMBLY / PARTS LIST (B.O.M.)

Series: 3900-T
Type: H Hinged

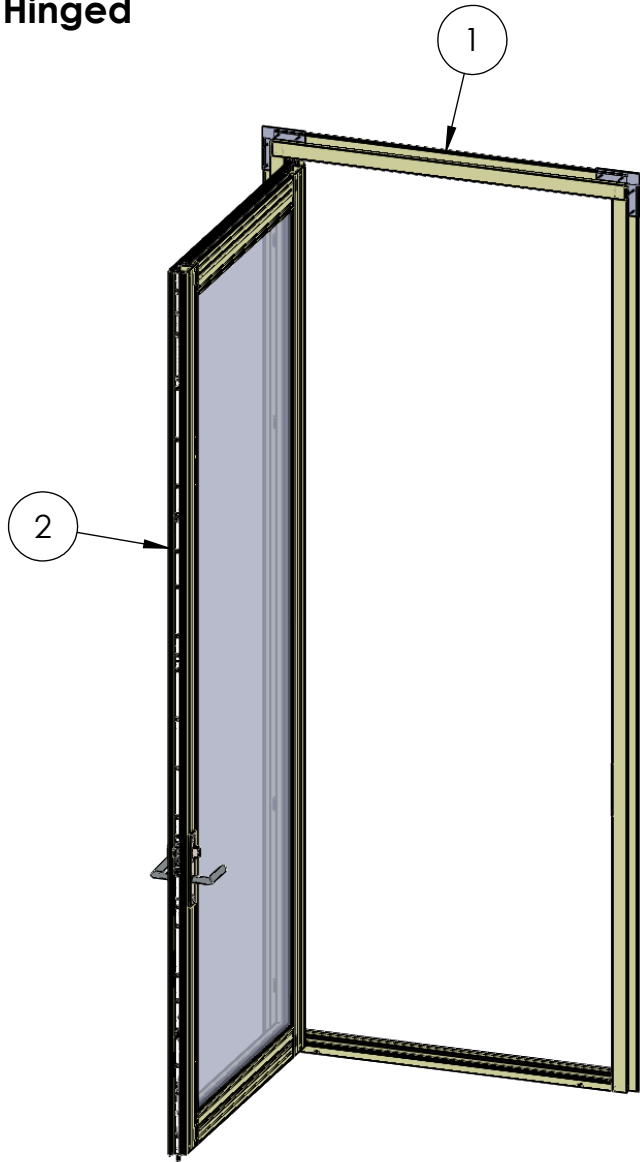


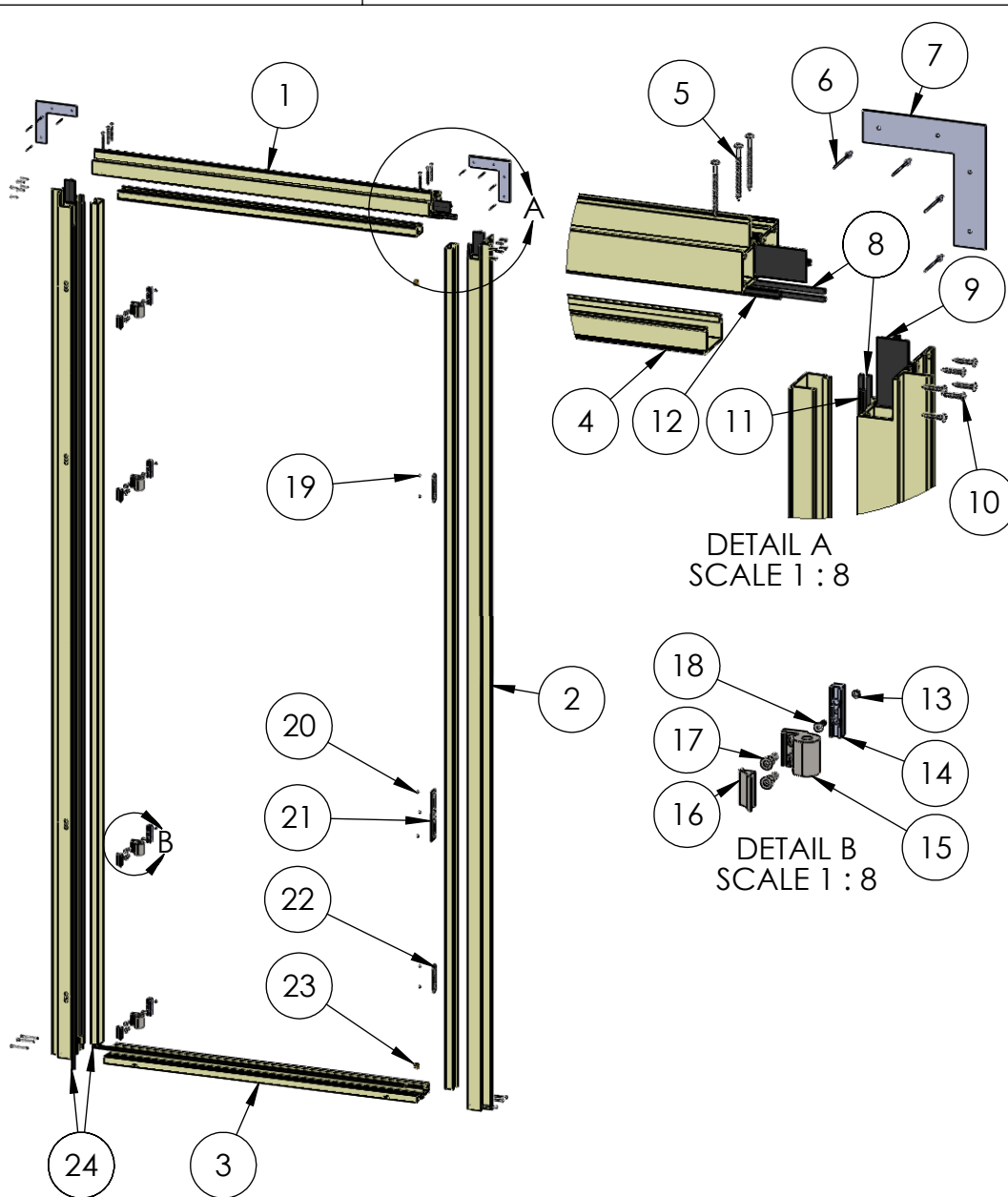
Table of Contents			
ITEM NO.	DESCRIPTION	QTY.	PAGE #
1	Frame Assembly	1	2
2	Active Panel (Left Shown)	1	3-4

NOTES:
 1. Out-swing door configuration shown.

PROPRIETARY AND CONFIDENTIAL
 THE INFORMATION CONTAINED IN THIS DRAWING IS THE SOLE PROPERTY OF FLEETWOOD WINDOWS & DOORS.
 ANY REPRODUCTION IN PART OR AS A WHOLE WITHOUT THE WRITTEN PERMISSION OF FLEETWOOD WINDOWS & DOORS IS PROHIBITED.

Description Table of Contents	
File Name Series 3900-T H Hinged Door	REV B
Released 9/18/2019	SHEET 1 OF 4

ASSEMBLY / PARTS LIST (B.O.M.)



EXTRUSIONS

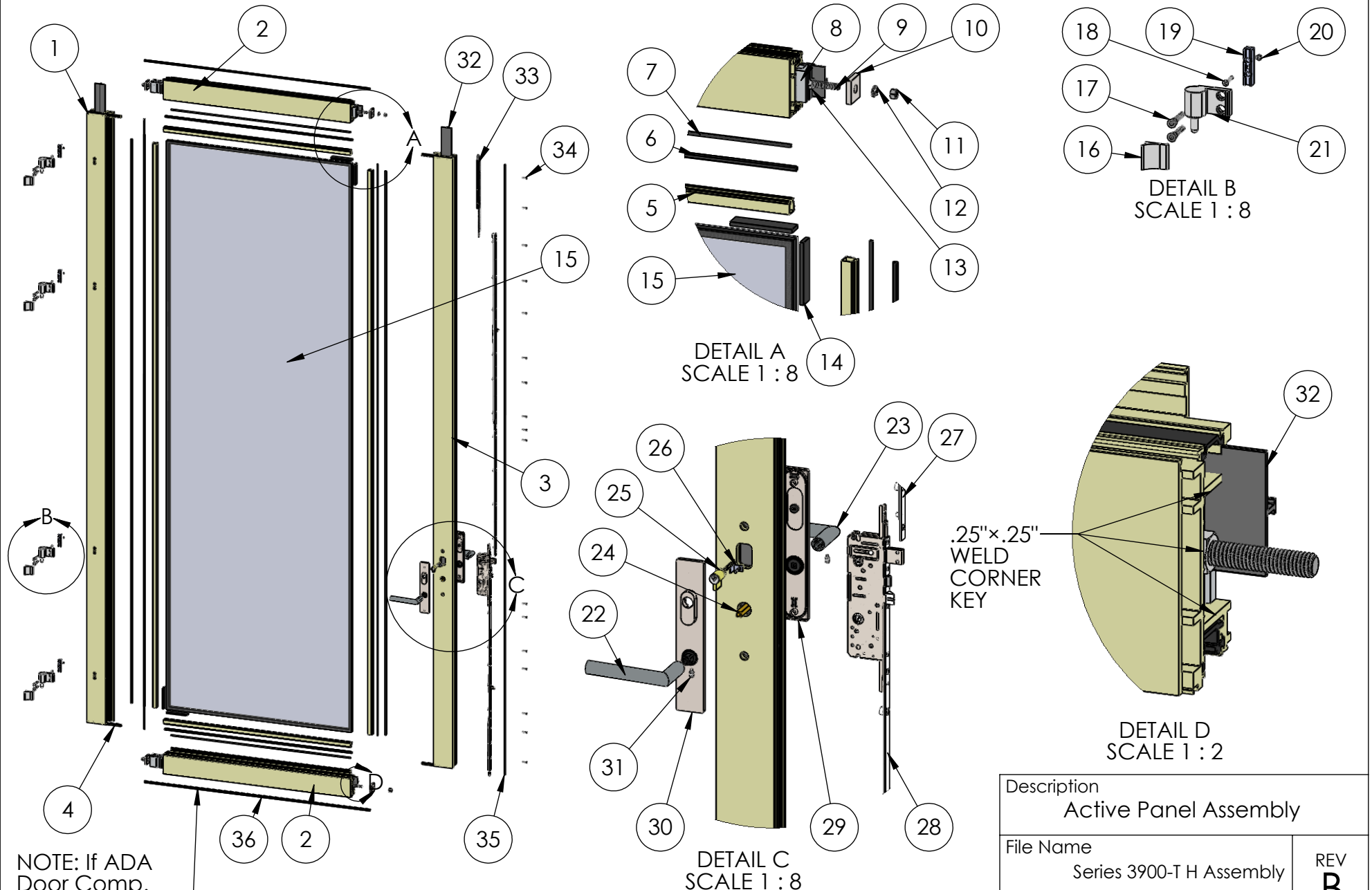
ITEM NO.	PART NUMBER	DESCRIPTION	QTY.
1	3921,3922,3923	Head (Block,Out-Swing,In-Swing)	1
2	3921,3922,3923	Jamb (Block,Out-Swing,In-Swing)	1
3	3904,3202,3510	Std. Sill(Out-Swing, In-Swing, ADA Sill)	1
4	3912	Snap-in	3

HARDWARE

ITEM NO.	PART NUMBER	DESCRIPTION	QTY.
5	25075	No. 10 Screw, PHP, 2.5 In	12
6	25504	Pop Rivet	8
7	18629	Nail-Fin Corner	2
8	25199	Mini Bulb Vinyl (at Jambs)	4
9	24888	Frame Thermal Barrier	3
10	20350	No. 10 Screw, PHP 1 in.	12
11	25189	Q-Lon Foam Seal (at Latch)	1
12	25058	Q-Lon Foam Seal (at Head)	1
13	26463	#10-32 Hex Nut	4
14	20535	Hinge Back Up Block	4
15	23223(CI), 23387(Mill), 23388(Blk)	Savio-2 Wings Hinge - Frame Portion	4
16	(shipped with 20535)	Savio-2 wing hinge-R wing cover	4
17	(shipped with 20535)	FH Socket Cap Screw .312-24, 1.1"	8
18	25073	No. 10-32 Screw, FHP, .750"	4
19	20240	#8 FHP-UC Screw, 0.5 in.	4
20	20275	Screw No 10, FHP Undercut .50 In.	3
21	24993	Latch-Deadbolt Strike Plate	1
22	25056	Tongue Strike	2
23	20542	Shootbolt Cup	2
24	25059	Q-Lon Foam Seal (at Sill and Hinge)	2

Description Frame Assembly	
File Name Series 3900-T H Assembly	REV B
Released 9/18/2019	SHEET 2 OF 4

ASSEMBLY / PARTS LIST (B.O.M.)



NOTE: If ADA Door Comp. #23229 bottom seal only

PROPRIETARY AND CONFIDENTIAL
 THE INFORMATION CONTAINED IN THIS DRAWING IS THE SOLE PROPERTY OF FLEETWOOD WINDOWS & DOORS.
 ANY REPRODUCTION IN PART OR AS A WHOLE WITHOUT THE WRITTEN PERMISSION OF FLEETWOOD WINDOWS & DOORS IS PROHIBITED.

Description Active Panel Assembly	
File Name Series 3900-T H Assembly	REV B
Released 9/18/2019	SHEET 3 OF 4



ASSEMBLY / PARTS LIST (B.O.M.)

EXTRUSIONS			
ITEM NO.	PART NUMBER	DESCRIPTION	QTY.
1	3902	Hinge Stile	1
2	3902	Top / Bottom Rail	2
3	3902	Lock Stile	1
4	3916	Seal Clip (One per corner)	4
5	3907,3908	1" Glass Stop Shown (1.5")	4
6	25031	Bulb Vinyl-Large (On Glass Stop)	2

HARDWARE			
ITEM NO.	PART NUMBER	DESCRIPTION	QTY.
7	25199	Mini Bulb Seal (at Panel)	2
8	25167	Corner Block	4
9	25175	.375-16 Hex Head Cap Screw, 2.25", Full Thread	4
10	25025	Back up Plate for Panel	4
11	25023	.375-16 Stainless Steel Hex Nut	4
12	25024	.375 Split Lock Washer	4
13	25176	.375-16 Stainless Steel Hex Nut, .5625 Wt, .218 Ht	4
14	18620	Setting Block 4" x 1/4"x1"	4
15	-	Glass	1
16	(Shipped with Hinge)	Savio-2 wing hinge-L wing Cover	4
17	25026	FH Socket Cap Screw .312-24, 1.89"	8
18	25074	No. 10-32 FHP Screw, 1.125"	4
19	20535	Hinge Back Up Block	4
20	26463	# 10-32 Hex Nut	4
21	23223(CI) .23387(Mill), 23388(Blk)	Savio-2 Wings Hinge-Panel Portion	4
22	23654	FSB_1076 Lever (Default)	1
23	23654	FSB_1076 Lever (Default)	1
24	23203	Spindle	1
25	25063	Rim Cylinder	1
26	25187	L-Clip	1
27	See Table A	Upper Bar Assembly	1

HARDWARE			
ITEM NO.	PART NUMBER	DESCRIPTION	QTY.
28	25039	Active Lower Gear Assembly, 41.35	1
29	26205, 26208	Escutcheon plate with Thumbturn (S.S., Black)	1
30	26204, 26207	Escutcheon plate w/ Cylinder Collar (S.S., Black)	1
31	(Shipped with Handle)	Socket Set Screw .250-20, .375"	2
32	24887	Panel Thermal Barrier	2
33	25054	Shootbolt	1
34	20247	#8 FHP Screw, 1 in.	See Table A
35	25189	Q-Lon Foam Seal (Q225T190)	2
36	25196	Q-Lon Foam Seal (on Top and Bottom Rails)	2

TABLE A: ACTIVE UPPER BAR ASSEMBLY HEIGHT		
PANEL HEIGHT	COMPONENT NUMBER	SCREW/QTY.
71"-79"	25040	12
73"-81"	25041	12
81"-89"	25042	13
89"-97"	25043	14
97"-105"	25044	15
105"-113"	25045	16
113"-121"	25046,25043	19
121"-129"	25046,25044	20
129"-135"	25046,25045	21

Description Active Panel B.O.M.	
File Name Series 3900-T H Assembly	REV B
Released 9/18/2019	SHEET 4 OF 4

PROPRIETARY AND CONFIDENTIAL
 THE INFORMATION CONTAINED IN THIS DRAWING IS THE SOLE PROPERTY OF FLEETWOOD WINDOWS & DOORS.
 ANY REPRODUCTION IN PART OR AS A WHOLE WITHOUT THE WRITTEN PERMISSION OF FLEETWOOD WINDOWS & DOORS IS PROHIBITED.