

[Product Specifications](#)  
[Click Here](#)

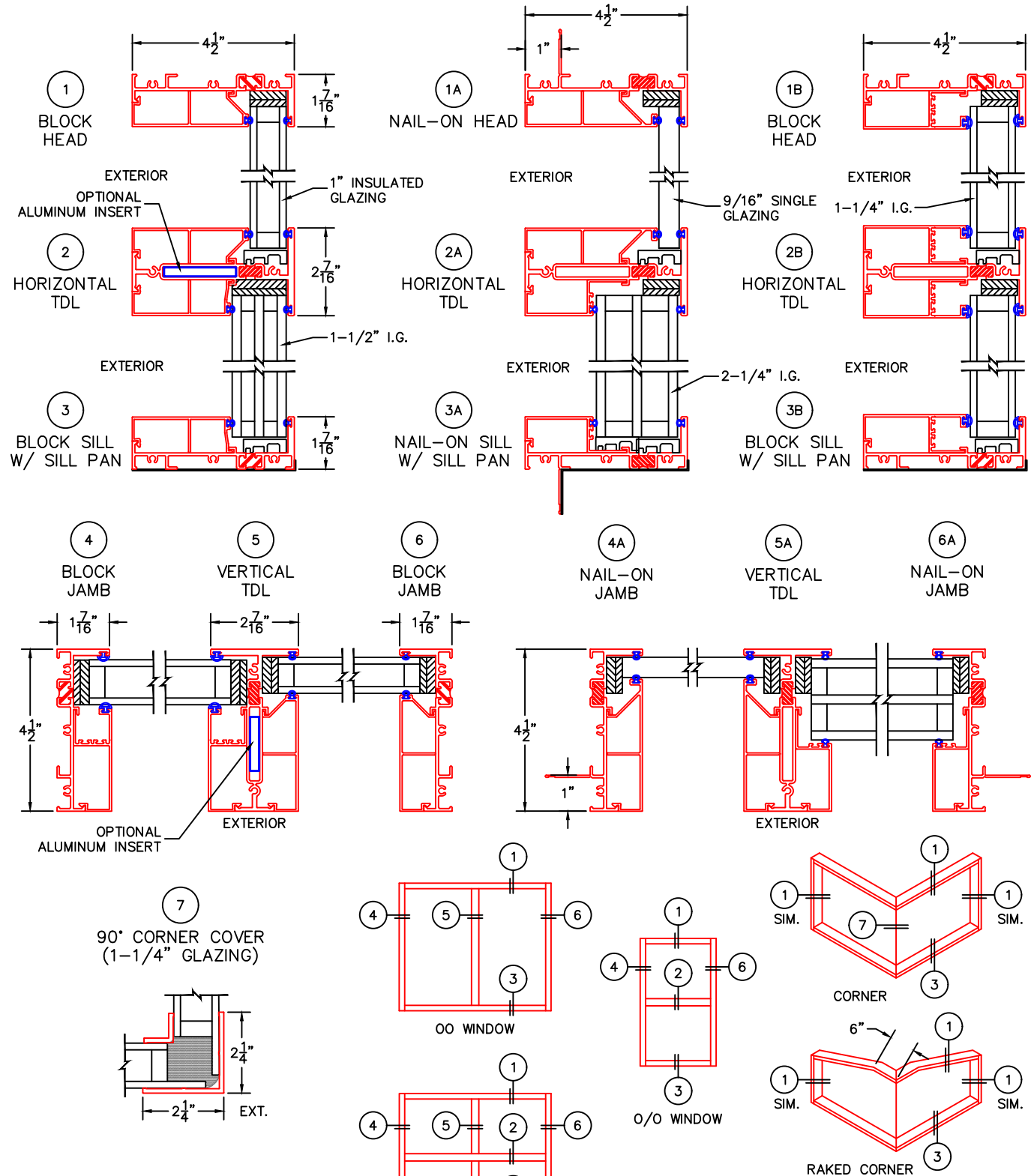


(USE RULER TO SCALE DIMENSIONS IN INCHES)


SCALE: 1/4

## FIXED WINDOW DETAILS

9/16", 1", 1-1/4", 1-1/2",  
AND 2-1/4" GLAZING AVAILABLE



-GLASS PENETRATION: 9/16"  
-EXTERIOR RATED PRODUCTS HAVE WEEP SLOTS ON HORIZONTAL SILLS.



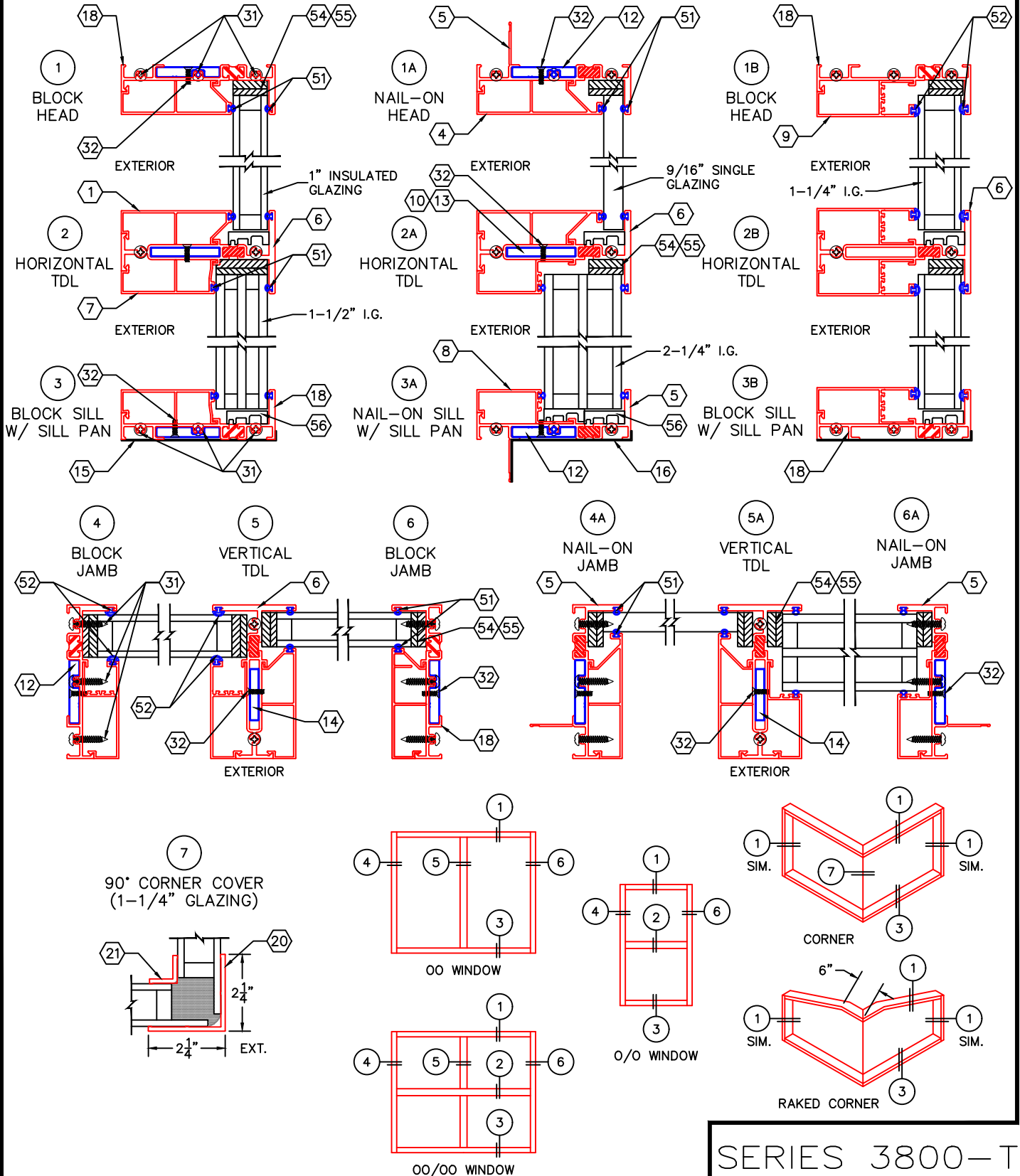
(USE RULER TO SCALE DIMENSIONS IN INCHES)

SCALE: 1/4"































FIXED WINDOW DETAILS  
 9/16", 1", 1-1/4", 1-1/2",  
 AND 2-1/4" GLAZING AVAILABLE

[Architecturals  
Click Here](#)

[Parts List  
Click Here](#)

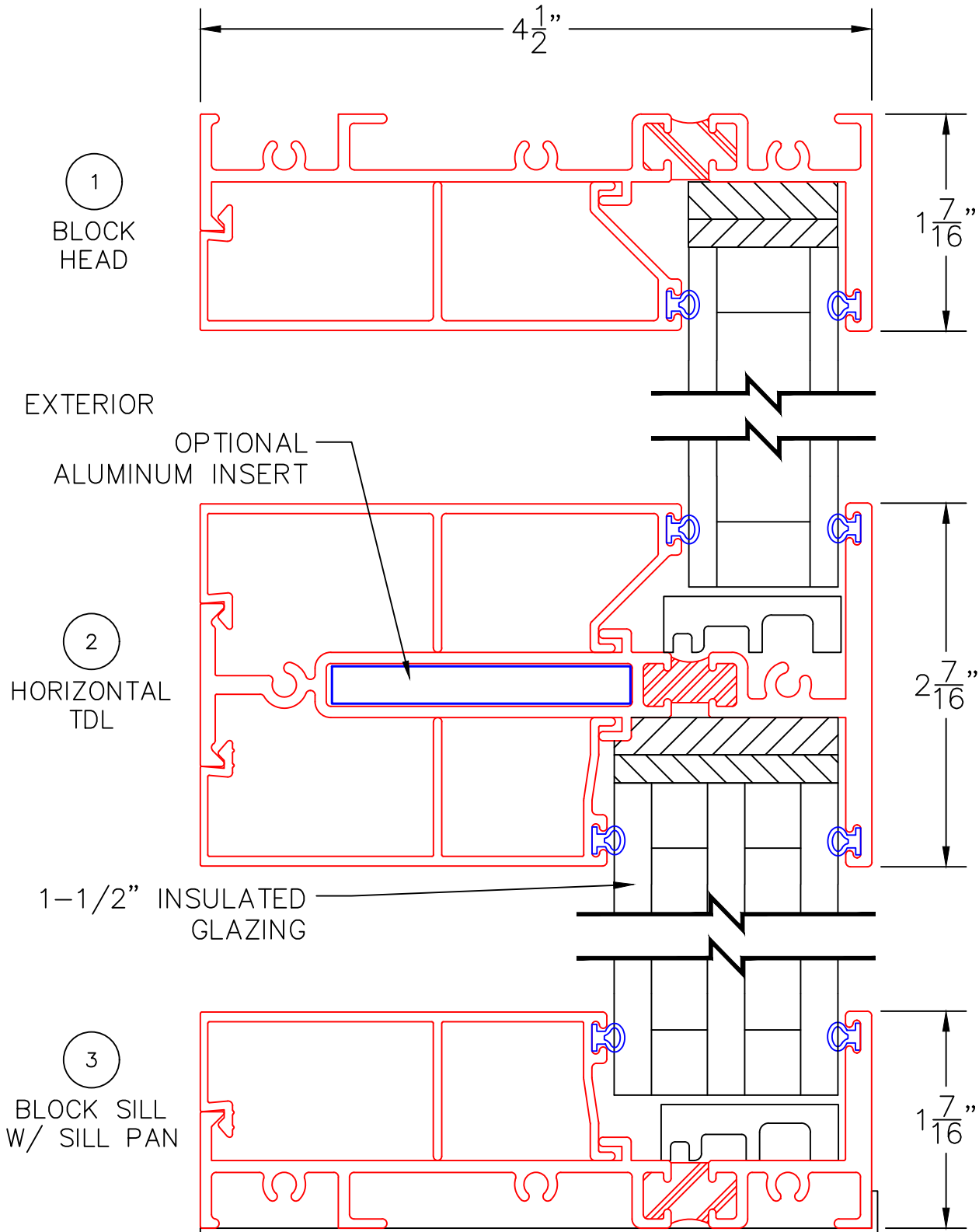


[Architecturals  
Click Here](#)
[Product Specs  
Click Here](#)

BILL OF MATERIALS			
ITEM#	PART#	DESCRIPTION	IMAGE
ALUMINUM EXTRUSIONS			
1	3801	1" GLAZING BEAD	
2	<del>3802</del>	<del>1" BENDABLE GLAZING BEAD</del>	<del></del>
3	<del>3803</del>	<del>1/4" GLAZING BEAD</del>	<del></del>
4	3804	9/16" GLAZING BEAD	
5	3805	4.5 FRAME	
6	3806	TDL	
7	3807	1-1/2" SERIES GLASS STOP	
8	3810	2-1/4" SERIES GLASS STOP	
9	3811	1 1/4" GLASS STOP	
10	3812	INTERSECTING MULLION KEY (INTERSECTING TDL)	
11	3814	APPLIED GRID INTERIOR	
12	3815	SHEAR BLOCK (FOR HP ONLY)	
13	FW1194	2.0" x 0.25" ALUMINUM BAR (INTERSECTING TDL HP ONLY)	
14	FW1195	1.5" x 0.25" ALUMINUM BAR (INTERSECTING TDL HP ONLY)	
15		SILL PAN, BLOCK FRAME	
16		SILL PAN, NAIL ON	
17	3082	THERMAL MULLION	
18	3809	4.5 BLOCK FRAME	
19	<del>3816</del>	<del>1 1/4" TIERED GLASS STOP</del>	<del></del>
20	3817	90° CORNER BUTT GLAZED EXTERIOR CAP/COVER FOR 1.25" GLASS	
21	3818	90° CORNER BUTT GLAZED INTERIOR CAP/COVER FOR 1.25" GLASS	
HARDWARE			
31	VARY BY COLOR	SCREW NO 10, PPH, 1.00"	
32	VARY BY COLOR	SCREW NO 6, PFHU, .50"	
33	VARY BY COLOR	SCREW NO 8, PFH, 1 1/2"	
SEAL & SEALANT			
51	25199	BULB VINYL - MINI (ASTM C864)	
52	25031	BULB VINYL - LARGE (ASTM C864)	
53	19120	Q-LON WEATHERSTRIP (U 5212)	
54	18622	SETTING BLOCK 3/8 X 1 X 4	
55	18621	SETTING BLOCK 1/8 X 1 X 4	
56	23217	RIGID PVC SETTING BLOCK	

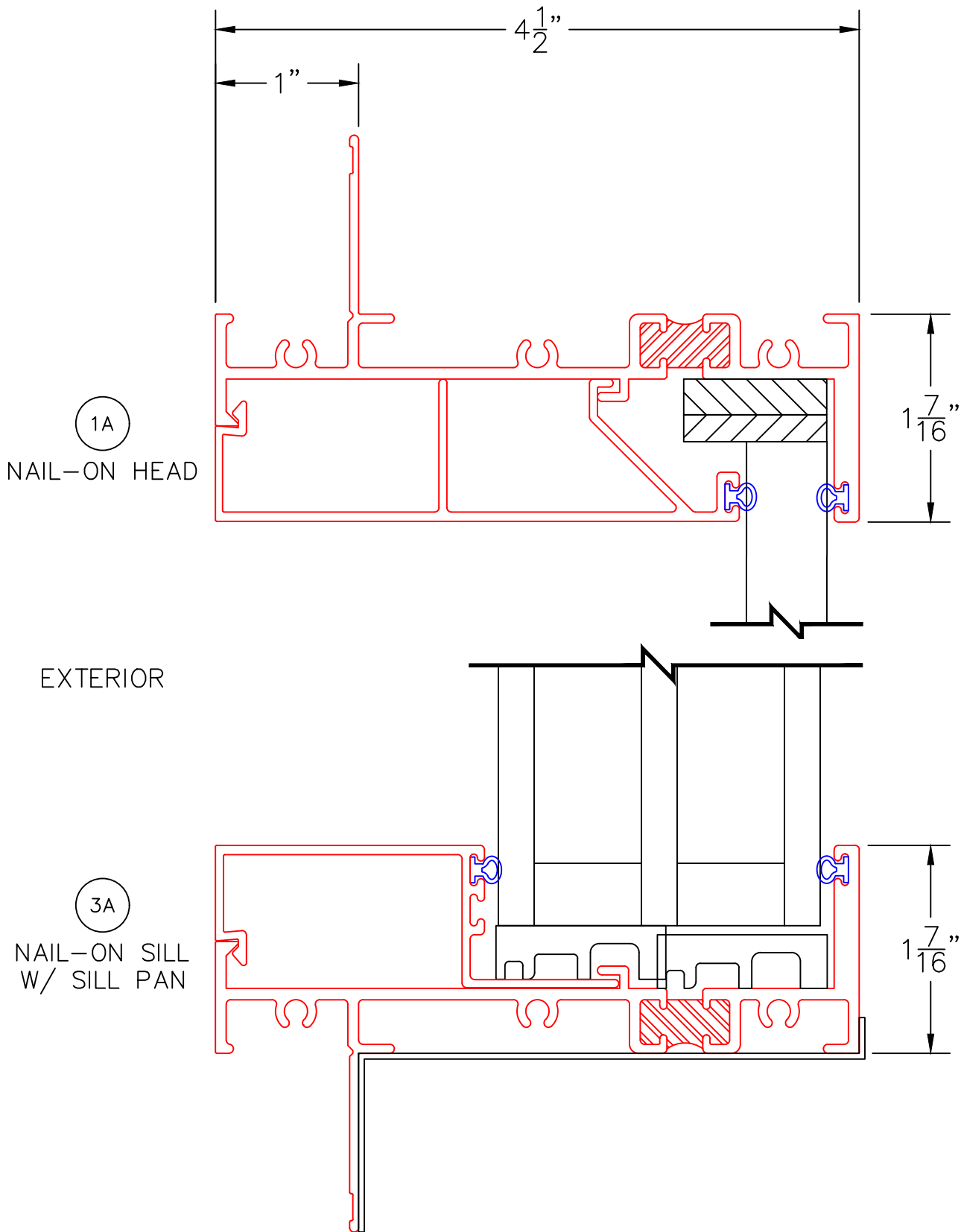
0 0.5 1  
 (USE RULER TO SCALE DIMENSIONS IN INCHES)  
**SCALE: FULL**

## FIXED WINDOW DETAILS 1" AND 1-1/2" INSULATED GLAZING SHOWN



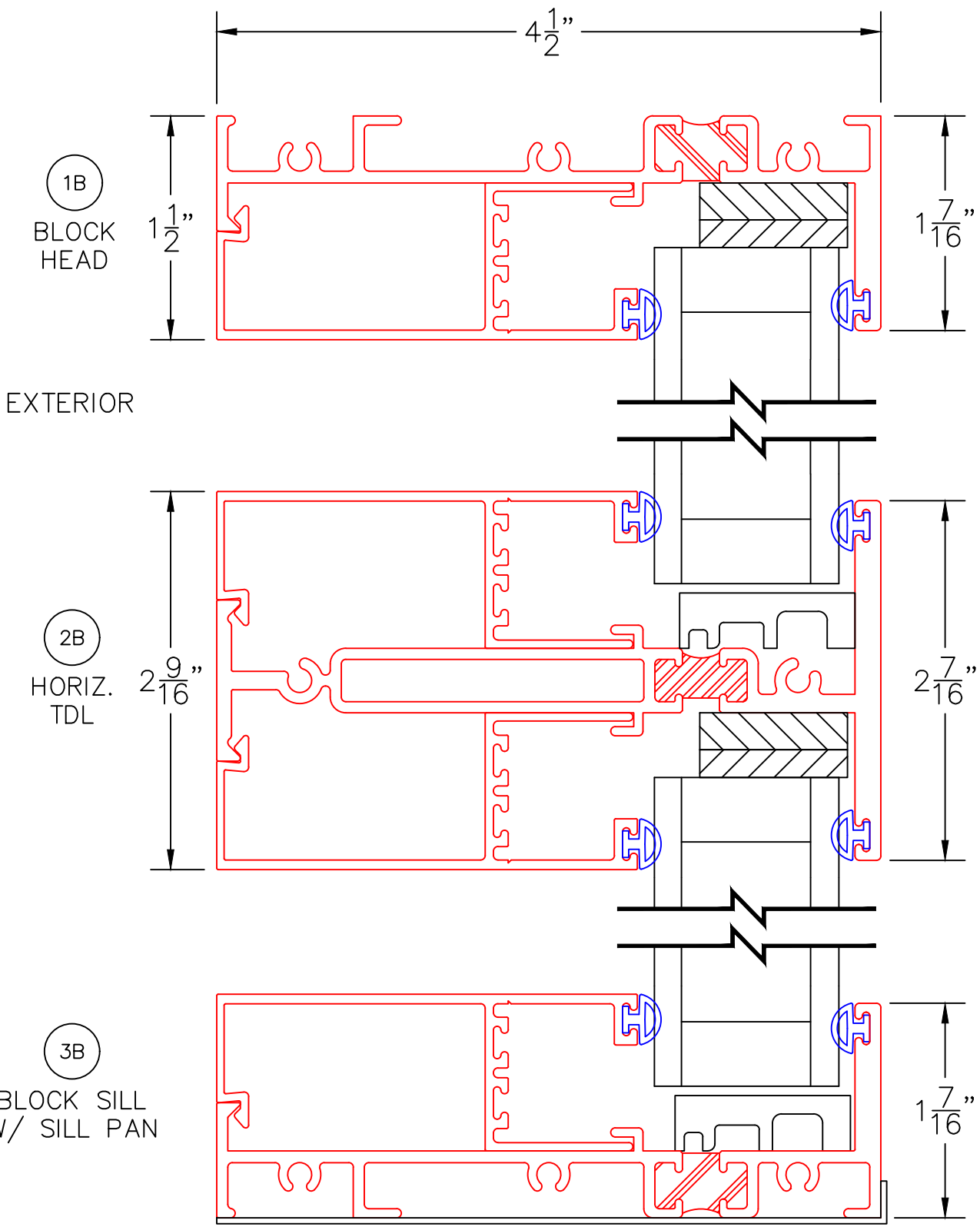
0 0.5 1  
(USE RULER TO SCALE DIMENSIONS IN INCHES)  
**SCALE: FULL**

**FIXED WINDOW DETAILS**  
**9/16" SINGLE AND 2-1/4"**  
**INSULATED GLAZING SHOWN**



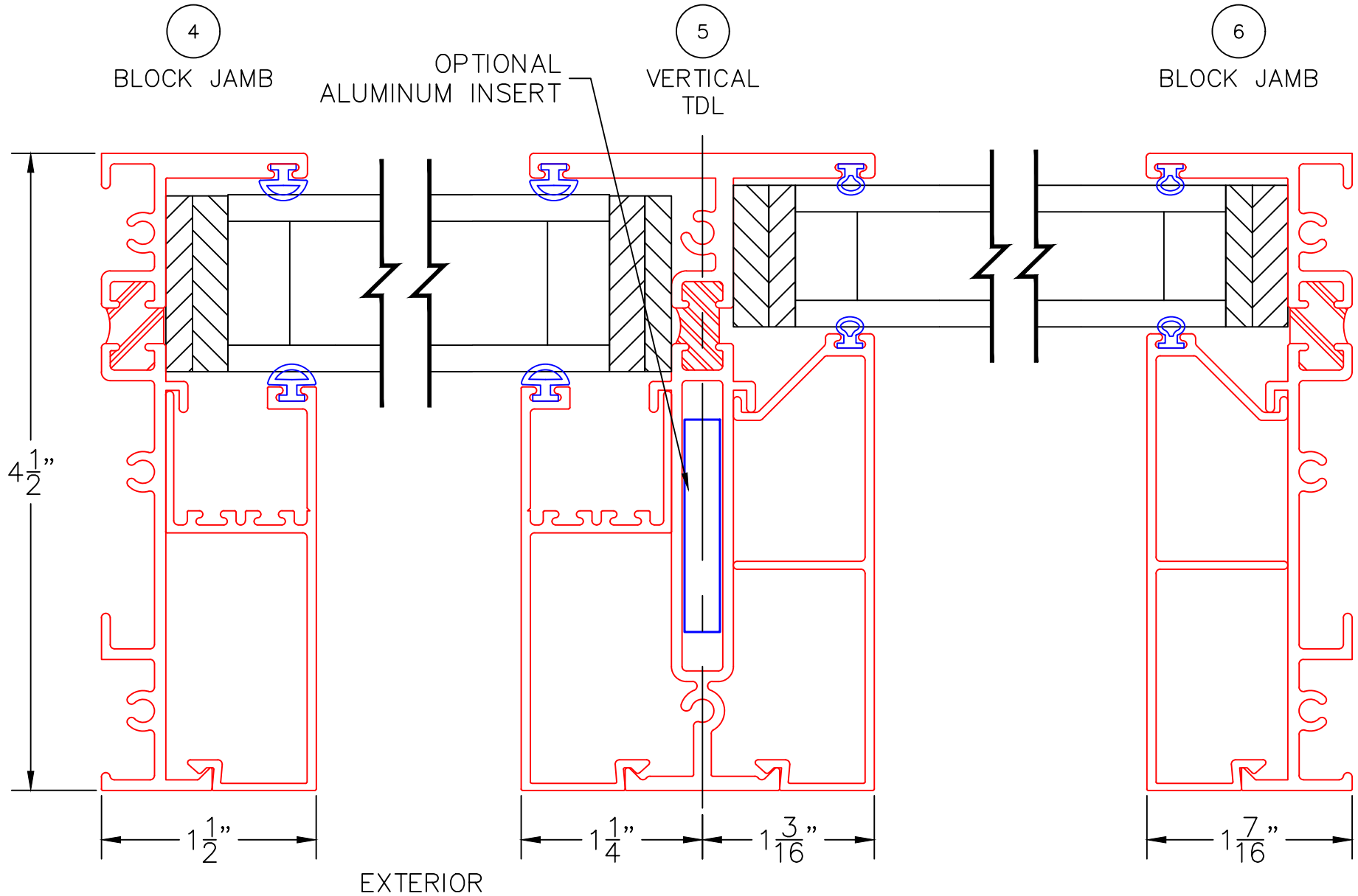
0 0.5 1  
(USE RULER TO SCALE DIMENSIONS IN INCHES)  
**SCALE: FULL**

**FIXED WINDOW DETAILS**  
**1-1/4" INSULATED**  
**GLAZING SHOWN**



FIXED WINDOW DETAILS  
1-1/4" AND 1" INSULATED GLAZING SHOWN

0 0.5 1  
(USE RULER TO SCALE DIMENSIONS IN INCHES)  
**SCALE: FULL**



0 0.5 1  
(USE RULER TO SCALE DIMENSIONS IN INCHES)  
**SCALE: FULL**

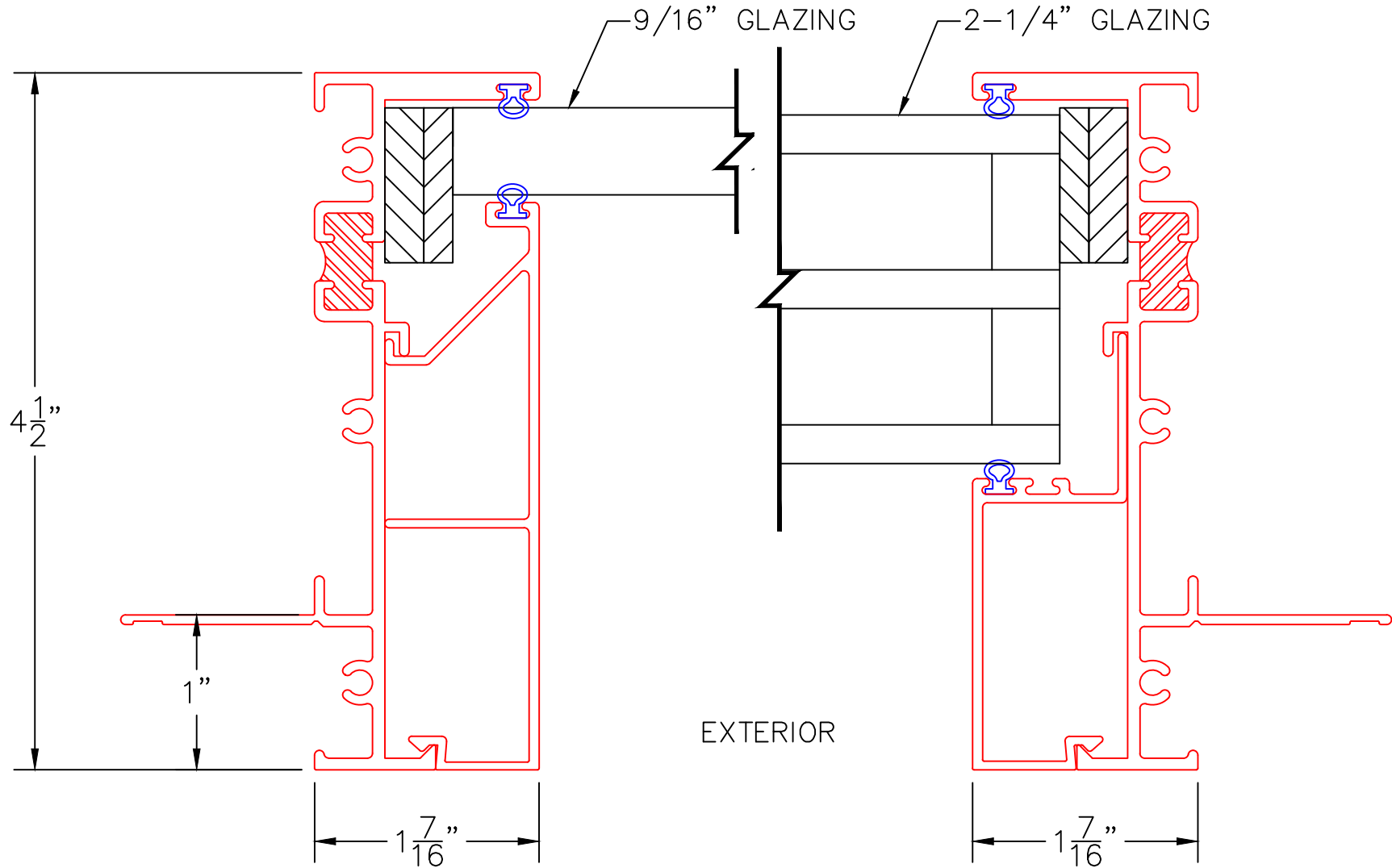
## FIXED WINDOW DETAILS 1/4" AND 2-1/4" GLAZING SHOWN

4A

NAIL-ON JAMB

6A

NAIL-ON JAMB





0 0.5 1  
 (USE RULER TO SCALE DIMENSIONS IN INCHES)  
**SCALE: FULL**

FIXED WINDOW DETAILS  
 1-1/4" INSULATED  
 GLAZING SHOWN

7

90° CORNER COVER FOR  
 1-1/4" GLAZING

